

**Independent Auditor's Report & Audited
Financial Statements
of
Bank Alfalah Limited
Bangladesh Operations**

As at and for the year ended 31 December 2025

TABLE OF CONTENTS

SL. NO.	PARTICULARS	PAGE NO.
01	Independent Auditor's Report	i-iv
02	Balance Sheet	01
03	Off-balance Sheet	02
04	Profit and Loss Account	03
05	Statement of Changes in Equity	04
06	Cash Flow Statement	05
07	Notes to the Financial Statements	06-59
08	Highlights on the Overall Activities (Annexure - I)	60
09	Liquidity Statement (Annexure - II)	61
10	Balance with Other Banks - Outside Bangladesh (Nostro Accounts) (Annexure - III)	62
11	Currency Analysis (Annexure - IV)	63
12	Statement of Tax Position (Annexure - V)	64
13	Motijheel Islamic Banking Branch	65-82

Independent Auditors' Report

To the Management of Bank Alfalah Limited, Bangladesh Operations Report on the Audit of the Financial Statements

Opinion

We have audited the Financial Statements of Bank Alfalah Limited, Bangladesh Operations (the "Bank") which comprise the Balance Sheet as at 31 December 2025, profit and loss accounts, statements of changes in equity and cash flows for the year then ended, and notes to the financial statements, including material accounting policy information.

In our opinion, the accompanying financial statements give a true and fair view of the financial position of of the Bank as at 31 December 2025, and of its financial performance and its cash flows for the year then ended in accordance with Rules and Regulation issued by Bangladesh Bank and IFRS Accounting Standards as issued by the International Accounting Standards Board (IASB) as explained in note 2.1.

Basis for Opinion

We conducted our audit in accordance with International Standards on Auditing (ISAs). Our responsibilities under those standards are further described in the *Auditor's Responsibilities for the Audit of the Financial Statements* section of our report. We are independent of the Bank in accordance with the International Ethics Standards Board for Accountants' *International Code of Ethics for Professional Accountants (including International Independence Standards)* (IESBA Code), as applicable to audits of the financial statements of public interest entities, together with the ethical requirements that are relevant to audits of the financial statements of public interested entities in Bangladesh. We have also fulfilled our other ethical responsibilities in accordance with these requirements and the IESBA Code. We believe that the audit evidence we have obtained is sufficient and appropriate to provide a basis for our opinion.

Emphasis of Matter

We draw attention to the following matters. Our Opinion is not modified in respect of these matters:

- i. Reference to Note 2.1 of its the financial statements where management has explained the basis of preparation of financial statements including compliance with Rules and Regulations issued by Bangladesh Bank on classification of loans and advances and required impairment provision.
- ii. Reference to Note 39 of the financial statements, which states that an indicative non-binding offer was received from Bank Asia PLC in 2024 to acquire the Bank's Bangladesh operations. Following due diligence and board approval in 2025 by Bank Alfalah Limited, the transaction was approved by the shareholders of the Bank at the AGM held on 26 March 2026 and by the shareholders of Bank Asia PLC at the EGM held on 12 April 2026, subject to regulatory approvals and compliance with applicable laws and regulations.

Corporate Office:
SMC Tower (Level 5 & 7) 33, Banani C/A
Road 17, Dhaka-1213, Bangladesh
Phone : +880-2-222275057-58
+880-2-222275365-66
E-mail : info@mabsj.com
Web : www.mabsj.com, www.nexia.com



Chattogram Office :
Jahan Building 5 (Level 3)
74 Agrabad C/A, Chattogram-4100, Bangladesh
Phone : +88-01722-156260
E-mail : info@mabsj.com
Web : www.mabsj.com, www.nexia.com

Responsibilities of Management and Those Charged with Governance for the Financial Statements and Internal Controls

Management is responsible for the preparation of the financial statements that give a true and fair view in accordance with Rules and Regulation issued by Bangladesh Bank and IFRS Accounting Standards as issued by the IASB as explained in note 2.1 and for such internal control as management determines is necessary to enable the preparation of the financial statements that are free from material misstatement, whether due to fraud or error. The Bank Company Act, 1991 and the Bangladesh Bank Regulations require the Management to ensure effective internal audit, internal control and risk management functions of the Group and the Bank. The Management is also required to make a self-assessment on the effectiveness of anti-fraud internal controls and report to Bangladesh Bank on instances of fraud and forgeries.

In preparing the financial statements, management is responsible for assessing the Bank's ability to continue as a going concern, disclosing, as applicable, matters related to going concern and using the going concern basis of accounting unless management either intends to the Bank or to cease operations, or has no realistic alternative but to do so.

Those charged with governance are responsible for overseeing the Bank's financial reporting process.

Auditors' Responsibilities for the Audit of the Financial Statements

Our objectives are to obtain reasonable assurance about whether the financial statements as a whole are free from material misstatement, whether due to fraud or error, and to issue an auditor's report that includes our opinion. Reasonable assurance is a high level of assurance, but is not a guarantee that an audit conducted in accordance with ISAs will always detect material misstatement when it exists. Misstatements can arise from fraud or error and are considered material if, individually or in the aggregate, they could reasonably be expected to influence the economic decisions of users taken on the basis of these financial statements.

As part of an audit in accordance with ISAs, we exercise professional judgment and maintain professional skepticism throughout the audit. We also:

- Identify and assess the risks of material misstatement of the financial statements, whether due to fraud or error, design and perform audit procedures responsive to those risks, and obtain audit evidence that is sufficient and appropriate to provide a basis for our opinion. The risk of not detecting a material misstatement resulting from fraud is higher than for one resulting from error, as fraud may involve collusion, forgery, intentional omissions, misrepresentations, or the override of internal control.
- Obtain an understanding of internal control relevant to the audit in order to design audit procedures that are appropriate in the circumstances, but not for the purpose of expressing an opinion on the effectiveness of the internal control.
- Evaluate the appropriateness of accounting policies used and the reasonableness of accounting estimates and related disclosures made by management.

Corporate Office:
SMC Tower (Level 5 & 7) 33, Banani C/A
Road 17, Dhaka-1213, Bangladesh
Phone : +880-2-222275057-58
+880-2-222275365-66
E-mail : info@mabsj.com
Web : www.mabsj.com, www.nexia.com



Chattogram Office :
Jahan Building 5 (Level 3)
74 Agrabad C/A, Chattogram-4100, Bangladesh
Phone : +88-01722-156260
E-mail : info@mabsj.com
Web : www.mabsj.com, www.nexia.com

- Conclude on the appropriateness of management's use of the going concern basis of accounting and, based on the audit evidence obtained, whether a material uncertainty exists related to events or conditions that may cast significant doubt on the Bank's ability to continue as a going concern. If we conclude that a material uncertainty exists, we are required to draw attention in our auditor's report to the related disclosures in the financial statements or, if such disclosures are inadequate, to modify our opinion. Our conclusions are based on the audit evidence obtained up to the date of our auditor's report. However, future events or conditions may cause the Bank to cease to continue as a going concern.
- Evaluate the overall presentation, structure and content of the financial statements, including the disclosures, and whether the financial statements represent the underlying transactions and events in a manner that achieves fair presentation.
- Plan and perform the audit to obtain sufficient appropriate audit evidence regarding the financial information of the entities or business units within the bank as a basis for forming an opinion on the financial statements. We are responsible for the direction, supervision and review of the audit work performed for purposes of the audit. We remain solely responsible for our audit opinion.

We communicate with those charged with governance regarding, among other matters, the planned scope and timing of the audit and significant audit findings, including any significant deficiencies in internal control that we identify during our audit.

We also provide those charged with governance with a statement that we have complied with relevant ethical requirements regarding independence, and to communicate with them all relationships and other matters that may reasonably be thought to bear on our independence, and where applicable, actions taken to eliminate threats or safeguards applied.

Report on other Legal and Regulatory Requirements

In accordance with the Companies Act 1994, the Bank Company Act 1991 and the rules and regulations issued by Bangladesh Bank, we also report that:

- (i) we have obtained all the information and explanations which to the best of our knowledge and belief were necessary for the purpose of our audit and made due verification thereof;
- (ii) in our opinion, proper books of account as required by law have been kept by the Bank so far as it appeared from our examination of those books;
- (iii) the records and statements submitted by the branches have been properly maintained and consolidated in the financial statements;
- (iv) the balance sheet and profit and loss account dealt with by the report are in agreement with the books of account and returns;
- (v) the financial statements of the Bank have been drawn up in conformity with prevailing rules, regulations and accounting standards as well as related guidance issued by Bangladesh Bank;
- (vi) adequate provisions have been made for advance and other assets which are in our opinion, doubtful of recovery;

Corporate Office:
SMC Tower (Level 5 & 7) 33, Banani C/A
Road 17, Dhaka-1213, Bangladesh
Phone : +880-2-222275057-58
+880-2-222275365-66
E-mail : info@mabsj.com
Web : www.mabsj.com, www.nexia.com




Chattogram Office :
Jahan Building 5 (Level 3)
74 Agrabad C/A, Chattogram-4100, Bangladesh
Phone : +88-01722-156260
E-mail : info@mabsj.com
Web : www.mabsj.com, www.nexia.com

- (vii) Based on our checking of sample, no advance or loan in excess of the amount determined by Bangladesh Bank from time to time has been sanctioned or allowed;
- (viii) to the extent noted during the course of our audit work performed on the basis stated under the *Auditor's Responsibilities for the Audit of the Financial Statements* section in forming the above opinion on the financial statements and considering the reports of the Management to Bangladesh Bank on anti-fraud internal controls and instances of fraud and forgeries as stated under the Responsibilities of Management and Those Charged with Governance for the Consolidated and Separate Financial Statements and Internal Controls:
- (a) internal audit, internal control and risk management arrangements of the Bank as disclosed in the financial statements appeared to be materially adequate;
- (b) nothing has come to our attention regarding material instances of forgery or irregularity or administrative error and exception or anything detrimental committed by employees of the Bank and its related entities (other than matters disclosed in these financial statements);
- (ix) the information and explanations required by us have been received and found satisfactory;
- (x) we have reviewed over 80% of the risk weighted assets of the Bank and spent over 5,000 person hours;
- (xi) Capital to Risk-weighted Asset Ratio (CRAR), Cash Reserve Ratio (CRR) and Statutory Liquidity Ratio (SLR) as required by Bangladesh Bank has been maintained adequately as at 31 December 2025;
- (xii) As part of our going concern assessment, we reviewed maturity mismatch between assets and liabilities which may negatively affect bank's liquidity position subsequently; and
- (xiii) Non-banking assets have been accounted in conformity with Bangladesh Bank guidelines.

Place: Dhaka, Bangladesh

Date: 26 APR 2026

Signed for and on behalf of
MABS & J Partners
Chartered Accountants



Nasir U Ahmed

FCA, FCS, CGMA (AICPA), ACMA (UK), FCA
(England & Wales)

Additional Managing Partner

ICAB Enrollment No: 535


FRC Enlistment No.: CA-001-152


DVC: 2604260535AS696017

Bank Alfalah Limited, Bangladesh Operations
Balance Sheet
As at 31 December 2025

Particulars	Notes	Amount in Taka	
		31 December 2025	31 December 2024
Property and assets			
Cash	4	3,967,697,540	2,606,539,181
Cash in hand (Including foreign currency)		189,032,447	211,790,914
Balance with Bangladesh Bank and its agent bank(s) (Including foreign currency)		3,778,665,093	2,394,748,267
Balance with other banks and financial institutions	5	3,237,224,644	2,672,242,231
In Bangladesh		21,524,459	27,640,735
Outside Bangladesh		3,215,700,185	2,644,601,496
Money at call on short notice	5.b	600,000,000	-
Investments	6	8,468,398,727	11,566,673,895
Government		8,468,398,727	11,566,673,895
Others		-	-
Loans and advances	7	13,049,558,014	16,187,018,123
Loans, cash credit, overdrafts etc.		13,049,558,014	16,172,875,517
Bills purchased and discounted		-	14,142,606
Fixed assets including premises, furniture and fixtures	8	153,759,159	165,170,026
Other assets	9	2,643,262,642	2,208,981,339
Non-banking assets		-	-
Total property and assets		32,119,900,726	35,406,624,795
Liabilities and capital			
Liabilities			
Borrowings from other banks, financial institutions and agents	10	773,477,809	1,513,441,714
Deposits and other accounts	11	20,965,463,518	23,768,981,345
Current accounts and other accounts		1,956,148,117	2,333,219,714
Bills payable		106,696,018	127,542,442
Savings bank deposits		6,156,270,872	7,027,236,888
Fixed deposits		12,746,348,511	14,280,982,301
Other deposits		-	-
Other liabilities	12	3,810,869,879	3,610,008,120
Total liabilities		25,549,811,206	28,892,431,179
Capital and shareholders' equity			
Paid up capital (Fund from head office)	13	5,109,351,408	5,097,454,821
Revaluation reserve	14	4,500,344	2,909,680
Surplus in Profit and Loss Account	15	1,456,237,768	1,413,829,115
Total shareholders' equity		6,570,089,520	6,514,193,616
Total liabilities and shareholders' equity		32,119,900,726	35,406,624,795

The annexed notes 1 to 39 form an integral part of these financial statements.


Abu Noyem Md. Khasru
Head of Finance


Eiman Sarfraz
Country Operations Head


Ijaz Muhammad Chaudry
Country Head In-Charge

Signed as per our annexed report of even date.

Signed for & on behalf of
MABS & J Partners
Chartered Accountants


Nasir Uddin Ahmed

FCA, FCS, CGMA (AICPA), ACMA (UK), FCA (England & Wales)

Additional Managing Partner

ICAB Enrollment No: 535

DVC: 2604260535AS696017

Place: Dhaka, Bangladesh

Dated: 26 APR 2026

Bank Alfalah Limited, Bangladesh Operations
Off-balance Sheet
As at 31 December 2025

Particulars	Notes	Amount in Taka	
		31 December 2025	31 December 2024
Contingent liabilities			
Acceptances & endorsements		33,482,524	36,601,367
Letters of guarantees	16	193,181,716	403,692,172
Irrevocable letters of credit	17	117,165,860	462,851,617
Bills for collection		74,628,028	89,629,864
Other contingent liabilities (Bangladesh Sanchaypatra)		-	-
Total		418,458,128	992,775,020
Other commitments			
Documentary credits and short term trade-related transactions		-	-
Forward assets purchased and forward deposits placed		2,262,464,900	231,293,185
Undrawn note issuance and revolving underwriting facilities		-	-
Undrawn formal standby facilities, credit lines and other commitments		-	-
Total		2,262,464,900	231,293,185
Total Off-balance sheet items including contingent liabilities		2,680,923,028	1,224,068,205

The annexed notes 1 to 39 form an integral part of these financial statements.



Abu Noyem Md. Khasru
Head of Finance



Eiman Sarfraz
Country Operations Head



Ijaz Muhammad Chaudry
Country Head In-Charge

Signed as per our annexed report of even date.

Signed for & on behalf of
MABS & J Partners
Chartered Accountants



Nasir Uddin Ahmed
FCA, FCS, CGMA (AICPA), ACMA (UK), FCA (England & Wales)

Additional Managing Partner
ICAB Enrollment No: 535
DVC: 2604260535AS696017

Place: Dhaka, Bangladesh
Dated: 26 APR 2026

Bank Alfalah Limited, Bangladesh Operations
Profit and Loss Account
For the year ended 31 December 2025

Particulars	Notes	Amount in Taka	
		01 January 2025 to 31 December 2025	01 January 2024 to 31 December 2024
Interest income	19	1,812,891,956	1,844,531,292
Interest paid/profit shared on deposits and borrowings etc.	20	(1,497,429,242)	(1,416,561,263)
Net interest income		315,462,714	427,970,029
Investment income	21	1,073,706,944	1,135,478,897
Commission, exchange and brokerage	22	86,366,198	298,449,593
Other operating income	23	25,872,967	17,984,830
Total operating income		1,501,408,823	1,879,883,349
Salaries and allowances	24	477,940,144	432,765,932
Rent, taxes, insurance, electricity etc.	25	87,131,723	78,894,351
Legal expenses	26	8,409,923	3,198,265
Postage, stamps, telecommunication etc.	27	25,473,948	20,885,779
Stationery, printing, advertisement etc.	28	5,592,277	6,479,885
Country Head's salary and fees	29	98,249,661	30,325,292
Auditors' fees		2,203,400	889,526
Depreciation and repair of the Bank's assets	30	121,084,346	119,802,667
Other expenses	31	63,425,490	61,735,576
Total operating expenses		889,510,912	754,977,273
Profit before provisions		611,897,911	1,124,906,076
Provision for loans and advances/investments	32	(24,369,457)	60,160,257
General provision		(32,699,969)	(1,040,500)
Specific provision		8,330,512	61,200,757
Provision for off-balance sheet items released		6,000,000	(8,000,000)
Provision for diminution in value of investments		-	-
Other provisions		-	(47,700,000)
Total provision		(18,369,457)	4,460,257
Total profit/(loss) before taxes		630,267,368	1,120,445,819
Provision for taxation:			
Current tax expense		270,303,759	482,971,873
Deferred tax expense/(income)		(12,795,134)	(15,771,061)
Total provision for taxation	33	257,508,625	467,200,812
Net profit after taxation		372,758,743	653,245,007
Appropriations:			
Transferred to Start-Up Fund		(3,727,587)	(6,532,450)
Retained Surplus Carried Forward		369,031,156	646,712,557

The annexed notes 1 to 39 form an integral part of these financial statements.


Abu Noyem Md. Khasru
Head of Finance


Eiman Sarfraz
Country Operations Head


Ijaz Muhammad Chaudry
Country Head In-Charge

Signed as per our annexed report of even date.

Signed for & on behalf of
MABS & J Partners
Chartered Accountants


Nasir Uddin Ahmed
FCA, FCS, CGMA (AICPA), ACMA (UK), FCA (England & Wales)
Additional Managing Partner
ICAB Enrollment No: 535
DVC: 2604260535AS696017

Place: Dhaka, Bangladesh
Dated: 26 APR 2026

Bank Alfalah Limited, Bangladesh Operations
Statement of Changes in Equity
For the year ended 31 December 2025

Amount in Taka

Particulars	Fund deposited with Bangladesh Bank	Revaluation reserve on Govt. securities	Surplus in profit and loss account	Total equity
Balance as at 1 January 2025	5,097,454,821	2,909,680	1,413,829,115	6,514,193,616
Surplus/deficit on account of revaluation of investments	-	1,590,664	-	1,590,664
Currency translation difference	11,896,587	-	-	11,896,587
Net profit for the period	-	-	372,758,743	372,758,743
Transferred to Start-Up Fund	-	-	(3,727,587)	(3,727,587)
Retained Earnings transferred to Capital	-	-	-	-
Profit transferred to Head Office	-	-	(326,622,503)	(326,622,503)
Balance as at 31 December 2025	5,109,351,408	4,509,344	1,456,237,768	6,570,089,520

For the year ended 31 December 2024

Amount in Taka

Particulars	Fund deposited with Bangladesh Bank	Revaluation gain/(loss) on investment	Surplus in profit and loss account	Total equity
Balance as at 1 January 2024	5,055,961,038	2,047,968	1,128,598,356	6,186,607,362
Surplus/deficit on account of revaluation of investments	-	861,712	-	861,712
Currency translation difference	41,493,783	-	-	41,493,783
Net profit for the period	-	-	653,245,007	653,245,007
Transferred to Start-Up Fund	-	-	(6,532,450)	(6,532,450)
Retained Earnings transferred to Capital	-	-	-	-
Profit transferred to Head Office	-	-	(361,481,798)	(361,481,798)
Balance as at 31 December 2024	5,097,454,821	2,909,680	1,413,829,115	6,514,193,616

The annexed notes 1 to 39 form an integral part of these financial statements.



Abu Noyem Md. Khasru
Head of Finance



Eiman Sarfraz
Country Operations Head



Ijaz Muhammad Chauhdry
Country Head In-Charge


Place: Dhaka, Bangladesh
Dated: 26 APR 2026





Bank Alfalah Limited, Bangladesh Operations
Cash Flow Statement
For the year ended 31 December 2025

Particulars	Amount in Taka	
	01 January 2025 to 31 December 2025	01 January 2024 to 31 December 2024
A. Cash flows from operating activities		
Interest receipts in cash	1,823,762,680	1,778,309,658
Interest payment	(1,547,566,479)	(1,267,960,645)
Dividend receipts	-	-
Fees and commission receipts in cash	13,333,852	15,718,696
Recoveries on loans previously written off	13,061,670	4,607,780
Cash payments to employees	(542,675,888)	(443,591,224)
Cash payments to suppliers	(130,403,222)	(108,443,243)
Income tax paid	(456,965,721)	(315,776,258)
Receipts from other operating activities	1,172,612,257	1,436,194,624
Payment for other operating activities	(114,462,518)	(101,492,433)
Operating cash flow before changes in operating assets and liabilities (i)	230,696,631	997,566,955
Increase/decrease in operating assets and liabilities		
Loans and advances to customers	3,137,460,109	(18,389,101)
Other assets	(459,780,198)	(315,573,180)
Deposits from other banks/borrowings	525,753,258	(193,864,977)
Deposits from customers	(3,329,271,085)	1,773,398,509
Other liabilities	455,477,576	262,582,185
Cash utilised in operating assets and liabilities (ii)	329,639,660	1,508,153,436
Net cash flows from operating activities (i+ii) (a)	560,336,291	2,505,720,391
B. Cash flows from investing activities		
Proceeds from sale/redemption of securities	-	-
Payments for purchase of securities	(80,342,756)	21,063,763
Purchase of property, plant & equipment	(89,047,119)	(50,183,485)
Sale of property, plant & equipment	11,266,253	-
Net cash from/(used) in investing activities (b)	(158,123,622)	(29,119,722)
C. Cash flows from financing activities		
Profit remitted to head office	(326,622,503)	(361,481,798)
Net cash used in financing activities (c)	(326,622,503)	(361,481,798)
Net increase/decrease in cash (a+b+c)	75,590,166	2,115,118,871
Effect of exchange rate changes on cash and the equivalent	11,896,587	41,493,783
Cash and cash equivalents at the beginning of year	11,550,875,285	9,394,262,631
Cash and cash equivalents at the end of the year	11,638,362,038	11,550,875,285
Cash and cash equivalents at the end of the year:		
Cash in hand (including foreign currency)	189,032,447	211,790,914
Call and term borrowing	(773,477,809)	(1,513,441,714)
Balance with Bangladesh Bank and its agents bank(s) (including foreign currency)	3,778,665,093	2,394,748,267
Balance with other banks and financial institutions	3,237,224,644	2,672,242,231
Money at call on short notice	600,000,000	-
Treasury bills	4,606,676,063	7,783,959,087
Prize Bond	241,600	1,576,500
	11,638,362,038	11,550,875,285

The annexed notes 1 to 39 form an integral part of these financial statements.


Abu Noyem Md. Khasru
Head of Finance


Eiman Sarfraz
Country Operations Head


Ijaz Muhammad Chauhdry
Country Head In-Charge

Place: Dhaka, Bangladesh
Dated: **26 APR 2026**



1 Reporting entity

Bank Alfalah Limited, Bangladesh Operations (the Bank) are branches of Bank Alfalah Limited (the parent company) incorporated in Pakistan. The Bank is domiciled in Bangladesh. The address of the Bank's country office is 168 Gulshan Avenue, Dhaka-1212.

The Bank started its operation in Bangladesh on 16 May 2005 by acquiring Shamil Bank of Bahrain's Dhaka Branch Operations as a branch of the parent company. The Bank has 7 branches as on 31 December 2025. Except 1 Islamic Banking Branch, the rest of the branches run on conventional commercial Banking business basis.

1.1 Principal activities and nature of operations of the Bank

The Bank primarily is involved in providing all kinds of commercial banking services to the customers. The Bank offers services for all commercial Banking needs of the customers, which includes deposit Banking, loans and advances, export import financing, etc.

1.2 Islamic Banking

The Bank has one Islamic banking branch (Motijheel branch) that operates under Shari'ah Principles. The financial position and the financial performance are disclosed in Annexure VI. The conventional banking financial and the financial performance includes the Islamic banking operations.

2 Basis of preparation of financial statements

The financial statements of the Bank are prepared in accordance with International Financial Reporting Standards (IFRSs) and the requirements of the Bank Company Act, 1991 (as amended up to date), the rules and regulations issued by Bangladesh Bank. In case any requirement of the Bank Company Act, 1991, and provisions and circulars issued by Bangladesh Bank differ with those of IFRS, the requirements of the Bank Company Act, 1991, and provisions and circulars issued by Bangladesh Bank shall prevail.

2.1 Statement of compliance and basis of preparation

The Financial Reporting Act, 2015 (FRA) was enacted in 2015. Under the FRA, the Financial Reporting Council (FRC) was formed in 2017 and has adopted International Accounting Standards (IASs) and International Financial Reporting Standards (IFRSs) as the applicable Financial Reporting Standards for public interest entities such as banks with effect from 2 November 2020.

The financial statements of the Bank have been prepared in accordance with the IFRSs adopted by FRC and in addition to this, the Bank also complied with the requirements of the following laws and regulations from various Government bodies:

- i) The Bank Company Act, 1991, and amendment thereon;
- ii) Circulars, Rules and Regulations Issued by Bangladesh Bank (BB) time to time;
- iii) The Income Tax Ordinance 1984, Income Tax Act, 2023 and amendments thereon;
- iv) The Value Added Tax Act, 2012, The Value Added Tax Rules, 2016 and amendments thereon;
- v) Financial Reporting Act, 2015.

In case any requirement of the Bank Company Act, 1991, and provisions and circulars issued by Bangladesh Bank (BB) differ with those of IFRSs, the requirements of the Bank Company Act, 1991, and provisions and circulars issued by BB shall prevail. Material departures from the requirements of IFRS are as follows:

i) Investment in equity instruments

IFRS: As per requirements of IFRS 9 Classification and measurement of investment in equity instruments depend on how these are managed (the entity's business model) and their contractual cash flow characteristics. Based on these factors, it would generally fall either under 'at fair value through profit and loss account' or under 'at fair value through other comprehensive income' where any change in the fair value (measured in accordance with IFRS 13) at the year-end is taken to the profit and loss account or other comprehensive income, respectively.



Bangladesh Bank: As per Banking Regulation and Policy Department (BRPD) circular no. 14, dated 25 June 2003, investments in quoted shares and unquoted shares are revalued at the year-end at market price and as per the book value of the last audited balance sheet, respectively. Provisions should be made for any loss arising from diminution in value of investments; otherwise investments are recognised at cost.

ii) Subsequent measurement of government securities

IFRS: Government securities refer primarily to various debt instruments which include both bonds and bills. As per requirements of IFRS 9: Financial Instruments, bonds can be categorised as "Amortised Cost (AC)", or "Fair Value Through Profit or Loss (FVTPL)", or "Fair Value through Other Comprehensive Income (FVOCI)". Bonds designated as Amortised Cost are measured at amortised cost method, and interest income is recognised through profit and loss account. Any changes in fair value of bonds designated as FVTPL is recognised in the profit and loss account. Any changes in fair value of bonds designated as FVOCI is recognised in other reserves, as a part of equity.

As per requirements of IFRS 9, bills can be categorised either as "Fair Value Through Profit or Loss (FVTPL)" or "Fair Value through Other Comprehensive Income (FVOCI)". Any change in fair value of bills is recognised in the profit and loss account or other reserves as a part of equity, respectively.

Bangladesh Bank: As per DOS circular no. 05, dated 26 May 2008, and subsequent clarification in DOS circular no. 05, dated 28 January 2009, Government securities/bills are classified into Held for Trading (HFT) and Held to Maturity (HTM). HFT securities are revalued on the basis of mark-to-market and at year-end, any gains on revaluation of securities which have not matured as at the balance sheet date are recognised in other reserves as a part of equity. Any losses on revaluation of securities which have not matured as at the balance sheet date are charged in the profit and loss account. Interest on HFT securities, including amortisation of discount, are recognised in the profit and loss account. HTM securities which have not matured as at the balance sheet date are amortised at year-end, and gains or losses on amortisation are recognised in other reserves as part of equity.

iii) Provision on loans and advances

IFRS: As per IFRS 9 Financial Instruments, an entity shall recognise an impairment allowance on loans and advances based on expected credit losses. At each reporting date, an entity shall measure impairment allowance for loans and advances at an amount equal to the lifetime expected credit losses, if the credit risk on these loans and advances has increased significantly since initial recognition, whether assessed on an individual or collective basis, considering all reasonable information (including that which is forward-looking). For those loans and advances for which credit risk has not increased significantly since initial recognition, at each reporting date, an entity shall measure the impairment allowance at an amount equal to 12 month expected credit losses that may result from default events on such loans and advances that are possible within 12 months after the reporting date.

Bangladesh Bank: As per BRPD circular no. 7, dated 21 June 2018, BRPD circular no 13, dated 18 October 2018, BRPD circular no. 15, dated 27 September 2017, BRPD circular no. 16, dated 18 November 2014, BRPD circular no. 14, dated 23 September 2012, BRPD circular no. 5, dated 29 May 2013, BRPD circular no. 1, dated 20 February 2018 and BRPD circular no. 3, dated 21 April 2019, a general provision at 0.25% to 5% under different categories of unclassified loans (Standard and SMA loans) has to be maintained regardless of objective evidence of impairment. Also, provision for different categories of classified loans (sub-standard, doubtful and bad and loss loans) has to be provided at 20%, 50% and 100%, respectively, for loans and advances depending on time past due. Again, as per BRPD circular no. 14, dated 23 September 2012 and BRPD circular no. 7, dated 21 June 2018, a general provision at 1% is required to be provided for all off-balance sheet exposures except on 'bills for collection' and 'guarantees' where the counter guarantees have been issued by Multilateral Development Bank (MDB)/international bank having BB rating grade '1' equivalent outlined in the Guidelines on Risk Based Capital Adequacy (Revised Regulatory Capital Framework for banks, in line with Basel-III). Such provision policies are not specifically in line with those prescribed by IFRS 9.

iv) Other comprehensive income

IFRS: As per IAS 1 Presentation of Financial Statements, other comprehensive income is a component of financial statements or the elements of other comprehensive income are to be included in single comprehensive income statements.



Bangladesh Bank: Bangladesh Bank has issued templates for financial statements which will strictly be followed by all banks. The templates of financial statements issued by Bangladesh Bank do not include Other Comprehensive Income nor are the elements of Other Comprehensive Income allowed to be included in a single Other Comprehensive Income (OCI) statement. As such, the Bank does not prepare Other Comprehensive Income statement. However, elements of OCI, if any, are shown in the Statement of Changes in Equity.

v) Financial instruments – presentation and disclosure

In several cases, Bangladesh Bank guideline categories recognise, measure and present financial instruments differently from those prescribed in IFRS 9 Financial Instruments. Hence, some disclosure and presentation requirements of IFRS 7 Financial Instruments Disclosures and IAS 32 Financial Instruments Presentation cannot be made in the financial statements.

vi) Repo and reverse repo transactions

IFRS: As per IFRS 9, when an entity sells a financial asset and simultaneously enters into an agreement to repurchase the asset (or a similar asset) at a fixed price on a future date (repo), the arrangement is treated as a loan, and the underlying asset continues to be recognised at amortised cost in the entity's financial statements. The difference between selling price and repurchase price will be treated as interest expense. The same rule applies to the opposite side of the transaction (reverse repo).

Bangladesh Bank: As per DOS circular letter no. 6, dated 15 July 2010, and subsequent clarification in DOS circular no. 3, dated 30 January 2012 and DOS circular no. 2, dated 23 January 2013, when a bank sells a financial asset and simultaneously enters into an agreement to repurchase the asset (or a similar asset) at a fixed price on a future date (repo or stock lending), the arrangement is accounted for as a normal sales transaction, and the financial assets are de-recognised in the seller's book and recognised in the buyer's book.

However, as per DMD circular letter no. 7, dated 29 July 2012, non-primary dealer banks are eligible to participate in the Assured Liquidity Support (ALS) programme, whereby such banks may enter collateralised repo arrangements with Bangladesh Bank. Here, the selling bank accounts for the arrangement as a loan, thereby continuing to recognise the asset.

vii) Financial guarantees

IFRS: As per IFRS 9 Financial Instruments, financial guarantees are contracts that require an entity to make specified payments to reimburse the holder for a loss it incurs if a specified debtor fails to make payment when due, in accordance with the term of debt instruments. Financial guarantee liabilities are recognised initially at their fair value, and the initial fair value is amortised over the life of the financial guarantee. The financial guarantee liability is subsequently carried at the higher of this amortised amount, and the loss allowance determined as expected credit loss under IFRS 9. Financial guarantees are prescribed to be included within other liabilities.

Bangladesh Bank: As per BRPD circular no. 14, dated 25 June 2003, financial guarantees, such as Letter of Credit and Letter of Guarantee should be treated as off balance sheet items. No liability is recognised for the guarantee, except the cash margin.

viii) Cash and cash equivalents

IFRS: Cash and cash equivalent items should be reported as cash item as per IAS 7 Statement of Cash Flows.

Bangladesh Bank: Some cash and cash equivalent items, such as Money at call on short notice, treasury bills, Bangladesh Bank bills and prize bonds are not shown as cash and cash equivalents. Money at call on short notice is shown separately in the balance sheet. Treasury bills, Bangladesh Bank bills and prize bonds are shown under investment in the balance sheet. However, in the cash flow statement, money at call and short notice and prize bonds are shown as cash and cash equivalents beside cash-in-hand, balance with Bangladesh Bank and other banks.

ix) Non-banking assets

IFRS: There is no particular/specific guideline about non-banking assets in IFRS.

Bangladesh Bank: As per BRPD circular no. 14, dated 25 June 2003 and BRPD Circular no. 22 dated 20 September 2021 there is a separate balance sheet item titled as non-banking asset that exists in the standard format.



x) Cash flow statement

IFRS: As per IAS 7 Statement of Cash Flows, cash flow statement can be prepared either in direct method or indirect method. The presentation is selected to present these cash flows in a manner that is most appropriate for the business or industry. The method selected is applied consistently.

Bangladesh Bank: As per BRPD circular no. 14, dated 25 June 2003, the cash flow statement is a mix of both the direct and indirect methods.

xi) Balance with Bangladesh Bank

IFRS: Balance with Bangladesh Bank should be treated as other asset, as it is not available for use in day to day operations, as per IAS 7 Statement of Cash Flows.

Bangladesh Bank: Balance with Bangladesh Bank is treated as cash and cash equivalents.

xii) Presentation of intangible asset

IFRS: Intangible assets must be identified and recognised, and the disclosure must be given as per IAS 38 Intangible Assets.

Bangladesh Bank: Intangible assets are shown in Other assets as there is no specific regulation for intangible assets in BRPD circular no. 14 dated 25 June 2003.

xiii) Off balance sheet items

IFRS: As per IFRS, there is no requirement for disclosure of off balance sheet items on the face of the balance sheet.

Bangladesh Bank: As per BRPD circular no. 14 dated 25 June 2003, off balance sheet items, e.g. Letter of Credit, Letter of Guarantee and Acceptance must be disclosed separately on the face of the balance sheet.

xiv) Disclosure of appropriation of profit

IFRS: There is no requirement to show appropriation of profit on the face of statement of comprehensive income.

Bangladesh Bank: As per BRPD circular no. 14, dated 25 June 2003, appropriation of profit should be disclosed on the face of profit and loss account.

xv) Loans and advances/investments net of provision

IFRS: As per IFRS 9, loans and advances/investments should be presented net of provision.

Bangladesh Bank: As per BRPD circular no. 14, dated 25 June 2003, provision on loans and advances/investments are presented separately as liability and cannot be netted-off against loans and advances.

xvi) Recognition of interest in suspense

IFRS: Loans and advances to customers are generally classified at amortised cost as per IFRS 9, and interest income is recognised in the profit and loss account by using the effective interest rate method to the gross carrying amount over the term of the loan. Once a loan subsequently becomes credit-impaired, the entity shall apply the effective interest rate to the amortised cost of these loans and advances.

Bangladesh Bank: As per BRPD circular no. 14, dated 23 September 2012, once a loan is classified as impaired, interest on such loans are not allowed to be recognised as income, rather the corresponding amount needs to be credited to an interest in suspense account, which is presented as liability in the balance sheet.

xvii) Provision on undrawn loan commitments

IFRS: As per IFRS 9, the Bank shall recognise credit losses on undrawn loan commitments, such as Letter of Credit (L/C), Letter of Guarantee (L/G), etc., as the present value of the difference between the contractual cash flow that are due by the customer if the commitment is drawn down and the cash flows that the Bank expects to receive.

Bangladesh Bank: As per BRPD circular no. 7, dated 21 June 2018, and BRPD circular no. 14, dated 23 September 2012, the Bank is required to maintain a provision at 1% rate against off balance sheet exposures (which includes all types of undrawn loan commitments).

xviii) Name of the financial statements

IFRS: As per IAS 1, complete set of financial statements consists statement of financial position, statement of profit or loss and other comprehensive income, statement of changes in equity, statement of cash flows and notes, comprising significant accounting policies and other explanatory information.

Bangladesh Bank: The forms of financial statements and directives for preparation thereof of the Bank companies in Bangladesh are guided by BRPD circular no. 14, dated 25 June 2003 and subsequent amendments thereof from time to time. BRPD circular no. 14 states the statement of financial position as balance sheet and statement of profit or loss and other comprehensive income as profit and loss account.

2.2 Going concern

The accompanying financial statements have been prepared on a going concern assumption that the Bank will continue in operation over the foreseeable future. The Bank has neither any intention nor any legal or regulatory compulsion to liquidate or curtail materially the scale of any of its operations. Key financial parameters (including liquidity, profitability, asset quality, provision sufficiency and capital adequacy) of the Bank continued to demonstrate a healthy trend for a couple of years. The rating outlook of the Bank, as reported by Alpha Credit Rating Limited is 'Stable' (Note 2.15). The management do not see any issue with respect to going concern due to recent pandemic COVID-19. Besides, the management is not aware of any other material uncertainties that may cast significant doubt upon the Bank's ability to continue as a going concern.

2.3 Functional and presentation currency

The financial statements are presented in Bangladeshi Taka (Taka/ TK/ BDT), which is the Bank's functional currency. Except as indicated, figures have been rounded-off to the nearest Taka.

2.4 Use of estimates and judgments

The preparation of financial statements requires the management to make judgments, estimates and assumptions that affect the application of accounting policies and the reported amounts of assets, liabilities, income and expenses. Actual results may differ from these estimates.

Estimates and underlying assumptions are reviewed on an ongoing basis. Revisions to accounting estimates are recognised in the period in which the estimate is revised, and in any future periods affected. The key item which involve these judgments, estimates and assumptions are discussed below:

Impairment losses on loans and advances

In addition to the provision made for loans and advances based on the guidelines of Bangladesh Bank, the Bank reviews its loans and advances portfolio on a monthly basis to assess whether a further allowance for impairment should be provided in the income statement. Judgments by the management is required in the estimation of these amounts, and such estimations are based on assumptions about a number of factors, though actual results may differ, resulting in future changes to the provisions.

Other items

Other key items where estimates or judgements were involved include:

- | | |
|---|-------------------|
| a) Useful life of fixed assets and right of use of assets | Note 3.2.5 |
| b) Lease liabilities | Note 3.2.6 and 12 |
| c) Provisions | Note 3.3 |
| d) Deferred tax | Note 12.7 |
| e) Provision for taxation | Note 12.4 |

2.5 Materiality and aggregation

Each material item considered by the management as significant has been displayed separately in the financial statements. No amount has been set off, unless the Bank has a legal right to set off the amounts and intends to settle on net basis. Income and expenses are presented on a net basis only when permitted by the relevant accounting standards.



2.6 Comparative information

Accounting policies have been consistently applied by the Bank and are consistent with those used in the previous year. Comparative information is rearranged wherever necessary to conform with the current presentation.

2.7 Reporting period

These financial statements of the Bank presents financial information cover one calendar year from 1 January to 31 December 2025.

2.8 Date of authorization

These financial statements have been prepared in accordance with international Financial Reporting Standards (IFRSs) and the requirements of the Bank Company Act, 1991 (as amended up to date), the rules and regulations issued by Bangladesh Bank. They were authorised for issue by the Bank's management at 26 April 2026.

2.9 Cash flow statement

The cash flow statement has been prepared in accordance with IAS 7. Cash Flow Statements considering the requirements specified in BRPD circular no. 14 dated 25 June 2003 issued by the Banking Regulation and Policy Department of Bangladesh Bank.

2.10 Statement of changes in equity

The Statement of changes in equity reflects information about the increase or decrease in net assets or wealth. The Statement of changes in equity is prepared principally in accordance with IAS 1 Presentation of Financial Statements and under the guidelines of Bangladesh Bank's BRPD circular no. 14 dated 25 June 2003.

2.11 Basis of preparation of liquidity statement

The liquidity statement of assets and liabilities as on the reporting date has been prepared on residual maturity term as per the following basis:

- a) Balances with other bank and financial institutions, money at call on short notice etc. are on the basis of their maturity term.
- b) Investments are on the basis of their residual maturity term.
- c) Loans and advances are on the basis of their repayment/ maturity schedule.
- d) Fixed assets are on the basis of their useful life.
- e) Other assets are on the basis of their assumption.
- f) Borrowing from other banks, financial institutions and agents as per their maturity/ repayment term.
- g) Deposits and other accounts are on the basis of their maturity term and behavioral past trend of last one year.
- h) Other long term liability on the basis of their maturity term.
- i) Provisions and other liabilities are on the basis of their settlement.

2.12 Core risk management

According to BRPD circular no. 17 dated 7 October 2003, BRPD circular no. 4 dated 5 March 2007 and DOS circular no. 4 dated 8 October 2018, banks are required to put in place an effective risk management system. Bangladesh Bank monitors the progress of implementation of these guidelines through its on-site inspection teams through routine inspection. The risk management systems of the Bank are discussed below:

Risk management

The Bank has in place an approved integrated Risk Management framework and Operational Risk Framework for managing Credit Risk, Market Risk, Liquidity Risk, and Operational Risk as evidenced by its Board approved "Risk Management Policy", "Market & Liquidity Risk Policy", "Interest Risk Rate Policy", "ICT Security Policy" and "Operational Risk Policy". As per policy, reporting line of the risk management function has been kept completely independent of the business divisions. Following is the governance structure and important policies on Risk Management of the Bank:

- The Board of Directors through its sub-committee called 'Board Risk Management Committee (BRMC)' oversees overall risk of the Bank.
- RMD is the organizational arm performing the functions of identifying, measuring, monitoring and controlling the various risks and assists the Apex level committee and the various sub-committees in conversion of policies into action.



- Executive Risk Management committee (ERMC) has been set up for Bangladesh operations to oversee the overall Risk Management of Bangladesh operations. ERMC meets regularly on monthly basis.
- The Bank has an established Risk Management Division (RMD) for Bangladesh Operations in line with the similar set up of RMD in Head Office. Country Chief Risk Officer for Bangladesh Operations functionally reports to Chief Risk Officer in Head Office. Under the supervision of Country CRO, RMD-Bangladesh looks after all risk functions except credit Risk. As part of RMD, Treasury Middle Office (TMO) monitors day-to-day trading activities of the dealing room. TMO focuses on Market Risk in the portfolio where RMD at Head Office has been actively engaged in off-site review of the TMO for Bangladesh Operations and has been extending full support in addressing Risk related issues. MIS has been developed for addressing Market/Liquidity/Credit while as per requirement stipulated in guidelines, all sorts of Treasury dealing i.e., Dealer/Counterparty/MM & FX Gaps/Foreign Exchange Exposure Limit etc. are provided to RMD on a daily basis.
- Furthermore, RMD is in process of setting up Operational Risk and Information Technology Risk functions within RMD in coordination with Head Office Operational Risk Division and Information Security Division to strengthen its oversight of operations and Information technology.
- RMD prepares "Monthly Risk Management Report (MRMR)" on a monthly basis and "Comprehensive Risk Management Report (CRMR)" on a half-yearly basis as part of regulatory requirement, which is also discussed in the 'Executive Risk Management Committee (ERMC)' meetings on monthly basis. These risk reports are prepared after receiving data/information from various departments/units, which are then compiled/refined while taking care of its validation & accuracy through cross matching of data with the statement of affairs, where applicable.
- Stress Test exercise is being conducted by RMD covering credit liquidity/Forex/capital Adequacy areas in order to gauge shock absorbing capacity of the Bank. Shocks are applied at minor, moderate and major levels as to ascertain whether the Bank would be able to sustain under these three stress situations.

Operational risk

Impact: Financial / Non-Financial

Capital effected: Financial, Social, Human and Intellectual Capitals.

Mitigation Strategy: Embedding a sustainable risk culture remains the Bank's core objective which includes effective management of operational issues and emerging risks across the Bank and in its overseas operations via deployment of required resources, tools and continuous supervision. The new Operational Risk Framework, Policy and Standards, duly approved by the Board, have been rolled out along with new system platforms (Operational Risk System) for recording and tracking of risk events including non-financial risks. The Bank aim to implement a new process based Risk and Control Self-Assessment method across the group in order to effectively manage operational risks and continuously monitor effectiveness of defined controls through first line self-assessment reviews especially for the processes and activities which may significantly impact the Bank's risk appetite. Further, new and amended products, systems, activities and processes are subject to comprehensive operational risk assessments before implementation or launch.

2.12.1 Credit risk management

An integrated credit risk management system is already in place to ensure risk minimization and maintain asset quality. The Bank maintains separate business teams for marketing of new loans and risk units for risk assessment in order to ensure that proper due diligence is conducted in the approval process. A comprehensive risk assessment is mandatory before recommendation/approval of each credit proposals.

All credit requests are initiated through the business team in conjunction with Credit Analysis Unit (CAU) after detail analysis, which are subsequently elevated to the Credit Risk Management (CRM) department. Upon receipt of the proposal, due diligence and risk assessment is conducted by CRM and Chief Risk Officer - Bangladesh and subsequently same is placed to appropriate approval authority. Discretionary authority for credit approval is delegated into different levels based on risk rating, size of credit, type of request, compliance requirements, etc. While conducting the due diligence, CRM ensures compliance of all local regulations as well as the bank's internal policies and procedures.



Once credit facility(is) of a customer is approved, a formal sanction advice is communicated to the business team and Credit Administration Department (CAD) for further processing. In case of approval, upon completion of security/charge documentation and compliance of other terms & conditions as per the sanction, a Disbursement Authorization Certificate (DAC) is issued by CAD for allowing credit facilities to the customers. The function of CAD is centralized and also kept separate and independent to ensure better control and due diligence on documentation. Credit Operations Department (COD) is also centralized to ensure transparency in the credit transaction and due compliance. CAD also regularly monitors overdues, limit expiries, deferrals, sanction condition compliances, etc. and generate necessary credit related MIS both for Head office and local regulators. A legal team is placed in CAD to look after the credit related cases, manage liaison with lawyers, law enforcers and courts, etc. A recovery team also plays pivotal role to recover from overdues, non-performing loans and written off loans.

2.12.2 Foreign exchange risk management

Foreign exchange risk arises from fluctuations in currency prices, influenced by various macro and micro economic factors. Contemporary financial institutions engage in activities starting from basic currency buy, sell, imports, exports and remittances to complex structured products. Within the Bank, the Treasury department is vested with the responsibility to measure and minimise risk associated with the Bank's foreign currency position.

The currency risk is regulated and monitored against the regulatory/statutory limits enforced by Bangladesh Bank. The foreign exchange exposure, i.e., net open position limits in respective currencies are managed against the prescribed limits allowed by Bangladesh Bank and also through internal limits imposed by the group office.

2.12.3 Asset liability management

Asset and Liability Management (ALM) is a practice used by the Bank to mitigate financial risks resulting from a mismatch of assets and liabilities. ALM strategies employ a combination of Risk Management encompasses the identification, analysis, and response to risk factors that form part of the life of a business. It is usually done with and financial planning and are often used by the Bank to manage long-term risks that can arise due to changing circumstances.

Asset Liability Management function primarily focuses on strategic positioning of the balance sheet of the Bank and is also considered as Balanced Liquidity Management. Liquidity Management has its two wings- Asset Management and Liability Management. Rising of excess assets like Investment and Advances in order to maximize profit may sometimes encounter liquidity crisis, which may lead to run on the Bank and ultimate collapse. On the other hand keeping or excess liquidity may hamper the Bank's growth by reducing its return/profit. So in both Asset Management and Liability Management is the main factor.

Asset Liability Management Policy of Bank Alfalah Limited, Bangladesh Operations aims to balance various important issues like profitability, risk, growth in asset & liability and stability as well as sustainability of earnings in a coherent manner by laying down a transparent framework for governance of the ALM function. Broadly, this policy aims to achieve the following objectives:

- Provide guidelines for appropriate diversification and selection of desirable investments to take advantage of arising opportunities in approved investment avenues;
- Provide parameters and criteria for investment in domestic market for the purpose of efficient utilization of resources, optimization of profit and regulatory compliance;
- Ensure that liquidity risk is effectively and proactively managed by the Bank by maintaining desirable level of liquidity;
- Re-pricing of assets and liabilities with a view to profit maximization depending on market situation;
- Propel bank's strategic planning process for the benefit of the organization;
- Maintain different ratios and positions of balance sheet within regulatory and controllable limits;
- Control Liquidity Management by ensuring that the demand for funds is supported by cash and liquid assets in various alternative scenarios;
- Maximize net interest margins and manage interest Rate risk.

The ALCO's primary function/responsibility is to ensure the ALM management in line with ALM guidelines provided by Bangladesh Bank as well as the Bank's own ALM guidelines for the strategic Management of asset and liabilities. ALCO regularly reviews the Bank's asset-liability position, overall economic condition, capital adequacy, balance sheet risk and take necessary steps to Maximize return. Besides these all regulatory requirements like CRR, SLR, RWA, LCR, NFSR are reviewed by asset liability committee.



2.12.4 Money laundering risk

The Bank Management has sincere commitment and efforts that have been displayed in the year 2025 for prevention of Money Laundering (ML), Countering the Financing of Terrorism (CFT) and Proliferation of Weapons of Mass Destruction. The Bank's efforts were reflected on adherence of KYC/CDD completion and simultaneously, accruing the business along with ensuring transaction monitoring and sanction screening. In this aspect Bank established AML Unit in 2017 and the right resources and system are allotted to the unit to monitor transactions, customer onboarding, sanction screening, etc.

Keeping the enhanced monitoring and focus on Trade Based Money Laundering, the Bank has rolled out technology-based solutions for vessel tracing, Price verification, Sanction screening, Multi-level approval Matrix for high-risk transactions, etc. to strengthen control environment while ensuring robust regulatory reporting such as CTR, STR/SAR, Self-assessment reporting etc.

Especially, the Bank has adopted a stringent policy to monitor and mitigate the risks of suspicious accounts that are suspected of being used for money laundering. Furthermore, the Bank has centralized Account opening, BATCH, Remittance services, Trade operation to mitigate the risks of Money Laundering and Terrorist Financing, as under with the holistic approach.

The Bank arranged AML and CFT training sessions in 2023 for employees comprises of existing and new employees. A schedule of inspection for branches and different functions is in place to ensure that all functions are adhering the related AML and CTF regulations and the Bank laid down policy and procedure on a continuous basis and do not offer services or provide assistance in transactions, which possibly be associated with money being derived from suspected illegal/ criminal activities or customer are under proscribed name by UN, OFAC, Bangladesh sanction list, etc.

2.12.5 Internal Control and Compliance (ICC)

Management have their defined roles and responsibility to maintain an adequate and effective system of Internal Controls and every endeavor is made to implement sound control procedures and control environment. It was evident that the Bank's management meticulously observed and ensured implementation of regulatory directives, compliance of the findings and recommendations of internal audit and central bank inspections and banking activities as per set policies and procedures.

Internal Control and Compliance policies of the Bank outlines the overall Control Objectives and Controls Framework. Bank Alfalah Control Framework is built on 'Three Line of Defense Model' in line with the Bangladesh Bank Prudential Regulations on "Internal Control & Compliance" and Group policy. The Control Framework focuses on devising policies and procedures that outline control activities so that process owners perform their functions without any risk exposure. This aspect is further evaluated and monitored through various organizational functions as part of Risk Management, Compliance, Internal Controls and Internal Audit departments with different reporting structures to ensure independence and transparency.

The Bank's established Compliance and Controls Committee (CCC) which comprises of CEO and Senior Executives of the Bank is entrusted with enhanced governance and monitoring as part of the overall Control Environment. Internal control and Compliance analyzes the major control gaps, escalates the issues, devises corrective action plan and develops training plans for the staff. Comprehensive reviews of KYC, AML, and other critical regulatory areas were triggered based on the alerts and exceptions generated from the dashboard. Anomalies identified as a result of different periodic and ongoing reviews are conveyed to the concerned stakeholders for taking necessary remedial measures, which significantly improved the controls environment of the Bank. The Bank has also established full-fledged AML UNIT to ensure detail control and governance for Anti money laundering and Combating terrorist financing directives issued by Bangladesh Financial Intelligence Unit (BFIU).

Moreover, the Bank is using a comprehensive Management Testing and Incident Reporting Framework under Risk Management Department for ensuring ongoing operating effectiveness of majority of key controls and has significantly addressed the design improvement opportunities identified during the year. While concerted efforts have always been made to comply with the Bangladesh Bank Guidelines, i.e., the identification, evaluation and management of risks within each key activities of bank and continued evaluation and changes to procedures remains an ongoing process. In accordance with the BB directives, the Bank's External Auditors were engaged for annual review for yearly review.

Additionally Planning, Organizing and Supervising business performance metrics and the Audit and Inspection of Branches, including the monitoring of risk-based business transactions have all been duly performed by the different divisions of the Bank in Bangladesh. Notable that, Audit and Inspection Division of the Bank conducts the Audit in two aspects, international Audit team conduct comprehensive audit for the Bangladesh operation while Country Audit team carries out Internal Audits to ensure compliance of regulatory directives as well as the synchronization and adherence to laid-out Policies and Procedures. This internal Audit team reports directly to AIG and is independent from Country Management.



2.12.5.1 Internal audit

The Internal Audit (IA) setup at Bank Alfalah Limited, Bangladesh Operations is an independent and comprehensive function which not only provides objective assurance regarding state of Governance, Risk management, Compliance and Controls; but also serves as a consulting activity designed to add value by highlighting areas for improvement and thus helping the Bank achieve its objectives effectively and efficiently.

Dynamic risk assessment and continuous evaluation of the overall control and risk environment, provision of reasonable assurance and placement of significant matters for oversight of the Board and its subcommittees, continues to be hallmark of our Internal Audit Function.

The independent reporting of Chief Internal Auditor (CIA)/Head of Internal Audit to the Board Audit Committee (BAC) ensures independent decision making and further ensuring compliance to the regulatory guidelines and requirements of the international standards for professional practices issued by Institute of Internal Auditors (IIA). In line with this, Group follows the globally recognized Risk Based Audit Methodology along with compliance of International standards remained on top priority for our IA function. The same enables formulation of policies and strategy in line with Board Audit Committee (BAC) and Regulatory advices, correlating with the industry's best practices. The Bank's Internal Audit Unit plays an important role by assisting the Board Audit committee (BAC) in executing its role by collecting & sharing the desired/required information and being instrumental in carrying out and follow up of the action points/instructions issued by Board Audit Committee (BAC).

The Internal Audit Unit is suitably equipped with professionally qualified and competent resources from auditing, accountancy, management professions; the unit is operational under a diversified scope of work which encompasses audits of Retail-Conventional and Islamic Banking branches, Technology Audits, Management & Overseas audits, Credit Risk Review & Shariah Audits and special and regulatory assignments entrusted by regulator on need basis. In addition, effective follow-up and support to management in timely rectification of audit observation is provided through a dedicated Enforcement Function. Under Quality Assurance setup, Quality Assurance and Improvement program and independent audit rating mechanism is also established.

In response to the evolving risk landscape, the Internal Audit function has further strengthened its focus on emerging risk areas, including cyber security, data privacy, third-party/vendor risk management, business continuity & resilience, ensuring proactive assurance over new and complex risk domains.

With continuous support from the BAC; Internal Audit Unit is all geared up by putting on continuous and dedicated efforts to strengthen the Internal Audit function and Internal Control System of the Bank and undertaken numerous strategic initiatives including;

- Utilization of technology to bolster operational efficiencies and to use audit analytics software for continuous auditing.
- Conducting internal audit quality reviews as an integral component of our quality assurance and improvement program.
- Conducting periodic assessments for continuous improvement.
- Utilizing the Risk-Based Audit (RBA) methodology to strategically allocate audit resources.

2.12.5.2 Fraud and forgery

The Bank has an effective mechanism in place to deal with any fraud and forgery. It has Fraud and Investigation Unit under Audit and Inspection Group at Head Office that reports to the Board through the Board's Audit Committee. The Unit performs fraud investigations to identify fraudulent acts and conducts post investigation/ fraud audits to identify control breakdowns and establish financial loss. Further, the stakeholders' interest has been secured by the establishment of robust Whistle Blow policy where every whistle blown has been invariably reported to the Chair of the Audit Committee along with Group Head – Audit and Inspection.

During the period no fraud was identified by the Bank. Details are shown in Note 37.

2.12.6 Information and Communication Technology (ICT) security cyber risks

The banking landscape is being redefined by rapid technological evolution, reshaping how financial institutions operate, innovate, and serve their customers. Digital transformation is no longer an option—it is a strategic imperative. Guided by a clear technology vision and a culture of innovation, we continue to invest in resilient infrastructure, secure platforms, and future-ready talent to lead this transformation with confidence.

Technology lies at the heart of our operational excellence. Through intelligent automation and modern digital architecture, we have streamlined core banking processes, significantly improving efficiency, accuracy, and speed across account management and transaction processing. Our digital platforms enable uninterrupted 24/7 banking services, ensuring customers can access financial solutions anytime and anywhere. At the same time, advanced cybersecurity frameworks—incorporating encryption, multi-factor authentication, and continuous monitoring—safeguard customer data and reinforce trust in an increasingly digital ecosystem.

Innovation is embedded in our customer experience. Our Rapid Digital Account platform delivers real-time account opening, removing traditional barriers and redefining convenience through seamless, end-to-end digital journeys. Complementing this, our Internet Banking ecosystem enables instant fund transfers nationwide and effortless payment of essential utility services, reflecting our commitment to simplicity, speed, and reliability.

Security and compliance are foundational to our technology strategy. We are proud to have achieved PCI DSS compliance in alignment with Central Bank directives, underscoring our unwavering commitment to global security standards and regulatory excellence. Maintaining this certification is a continuous journey—driven by strong governance, disciplined processes, and close collaboration across our IT and security teams.

As we look ahead, our strategic vision is firmly anchored in technology-led growth. We are focused on building agile, scalable, and intelligent banking platforms that can rapidly adapt to changing customer expectations and emerging market dynamics. By harnessing innovation, strengthening digital resilience, and nurturing top-tier technology talent, we are shaping a future-ready bank—one that delivers sustainable value, drives long-term growth, and sets new benchmarks for the industry.

2.13 Corporate Social Responsibility (CSR)

In Bangladesh, corporate social responsibility (CSR) extends beyond a voluntary initiative and constitutes a regulatory expectation, reflecting an organization’s commitment to inclusive and sustainable societal development. Since its inception, Bank Alfalah Bangladesh has consistently embedded CSR into its core values, actively undertaking a broad range of social initiatives that underscore its identity as a progressive and socially responsible financial institution.

The Bank’s CSR activities span multiple focus areas, including healthcare, education, environmental sustainability, climate change mitigation and adaptation, and disaster management. Through these initiatives, Bank Alfalah Bangladesh not only strengthens its brand equity but, more importantly, reaffirms its dedication to creating a meaningful and lasting impact on the well-being of communities across Bangladesh.

A summary of the CSR programs implemented in 2025 is presented below:

CORPORATE SOCIAL RESPONSIBILITY PROJECTS 2025		
SL	Projects	Description
1	Prosthetic and Orthotic Limb Center, TMSS Medical College	Bank Alfalah Bangladesh has provided support to the Prosthetic and Orthotic Limb Center at TMSS. This funding will enable the provision of 10 prosthetic limbs, including 6 for above-knee amputees, 4 for below-knee amputees, and support for 1 bilateral amputee.
2	Masuda Probin Nibash, TMSS Religious Complex	Bank Alfalah Bangladesh has provided assistance to the TMSS Religious Center to support 93 senior citizens residing in the care home. This contribution will help meet their essential needs, including medical care, medications, food, shelter, clothing, and other basic necessities.
3	Mohammad Alamgir (Support Staff)	Financial assistance was provided to Mohammad Alamgir, a support staff member of the Agrabad Branch, to help cover medical expenses as he battles life-threatening cervical lymph node cancer.
4	Bangladesh Economic Zones Authority (BEZA)	Financial assistance was provided to the Bangladesh Economic Zones Authority (BEZA), a government agency responsible for developing special economic zones, to support the establishment of safe and reliable childcare facilities.
5	Bangladesh Cancer Aid Trust (BANCAT)	Bank Alfalah Bangladesh sponsored a bed at Alok Nibash for one year, supporting an initiative of the Bangladesh Cancer Aid Trust (BANCAT). Alok Nibash is a pioneering holistic cancer care facility in Bangladesh, while BANCAT is a non-profit organization committed to addressing cancer as a major public health concern through prevention, education, advocacy, and service.
6	Kidney Foundation	Bank Alfalah Bangladesh provided financial assistance to the Kidney Foundation Hospital & Research Institute to support the procurement of hemodialysis machines.



Notes to the financial statements as at and for the year ended 31 December 2025

7	BIMRAD Fund	Bank Alfalah Bangladesh made a donation to the Bangladesh Institute of Maritime Research and Development (BIMRAD) to support the creation of a fully equipped Research Library.
8	Society for Social Service (SSS)	The bank supported the procurement of essential equipment and materials for Pouro Ideal High School through the Society for Social Service (SSS), a national-level non-governmental development organization and a valued client of the bank.
9	JAAGO Foundation	Bank Alfalah Bangladesh provided financial assistance to sponsor approximately 15 students under JAAGO Foundation's Child Sponsorship Program. This allocation will contribute directly to their educational and personal development needs.
10	Probha Aurora Limited	Bank Alfalah Bangladesh provided support to Probha Aurora for the installation of eco-friendly water filters, monitoring and documentation, and national-level knowledge sharing in selected underserved schools. This initiative aims to introduce sustainable water systems, ensure proper usage monitoring and documentation, and facilitate nationwide knowledge sharing to improve student health, learning outcomes, and overall community wellbeing.
11	Winter Blanket Distribution	A total of 1,890 winter blankets were distributed to underprivileged communities through TMSS and SSS, a valued corporate client, providing warmth and comfort to those in need.

We remain committed to championing positive transformations through our efforts in education, healthcare, environmental conservation, climate change mitigation and adaptation, disaster management, and more. Additionally, we are committed to offering essential aid to the best of our abilities during any national emergencies. Furthermore, we aim to strengthen our involvement with marginalized community members to foster community development.

2.14 Green banking

Bank Alfalah recognizes its environmental responsibility and strives to minimize its ecological footprint. We are committed to sustainable business practices that benefit all stakeholders, including the environment. In alignment with global green banking standards, Bank Alfalah actively engages in various environmental initiatives:

- We have incorporated Environmental Risk Grading into our credit approval process, prioritizing environmentally sustainable projects.
- We have transitioned to energy-efficient lighting and equipment throughout our operations.
- We have implemented "Green Office Guidelines" to minimize our in-house carbon footprint.
- One of our ATM booths is now powered by solar energy, with plans to expand this to all ATMs.
- We promote digital banking services like online banking, mobile banking, and e-statements to reduce paper consumption.
- We encourage customers to set their PINs via phone banking and utilize paperless transaction options.
- We utilize video conferencing to minimize travel and reduce our carbon emissions.
- We are gradually transitioning our fleet to fuel-efficient vehicles.

These initiatives demonstrate Bank Alfalah's commitment to environmental sustainability and its dedication to building a greener future.

2.15 Credit rating of the Bank

As per the BRPD instruction circular No.6 dated 5 July 2006, the Bank has done its credit rating by Emerging Credit Rating Limited based on the financial statements dated 31 December 2024.

Particulars	Date of Rating	Long Term	Short Term	Valid Till
Entity Rating	6-May-25	AA+	ST - 1	27-Apr-26

Emerging Credit Rating Limited has affirmed the long-term rating to AA+ (pronounced as 'double A plus) from AA (pronounced as 'double A) and affirmed Short-term rating of ST-1 of Bank Alfalah Limited (Bangladesh Operations) based on Audited Financials for the year ended 31 December 2024 and other relevant quantitative as well as qualitative information.



The rating reflects the stability of financial performance along with quite satisfactory liquidity position, quality of management team and efficient fund management of the bank. Alpha Rating observed that bank Alfalah (Bangladesh Operation's) contribution to develop HR division is strengthening over the years. In addition, good corporate governance practice, satisfactory CSR activities in last few years and sound environmental risk management policy and low unsystematic risk have supported the above rating positively

The rating has considered surplus provision, sufficient CRR & SLR compared to the requirement, improved average earning assets, sufficient Capital adequacy, increased net interest income, increased net profit and ADR within the regulatory requirement.

Commercial Banks rated AA+ have very strong credit quality and are subject to very low credit risk. Short term rating of ST-1 represents bank's Superior capacity for timely repayment of its obligations.

2.16 Accounting for changes in policy, accounting estimates and errors

IAS 8 Accounting Policies, Changes in Accounting Estimates and Errors, states that the effect of a change in accounting policy and correction of errors, if material, is to be applied retrospectively, and change in an accounting estimate is to be applied prospectively. The carrying amount of assets, liabilities, or equity may be changed following a change in accounting estimates in the period of the change. The Bank followed the same accordingly.

2.17 Board Audit Committee (BAC)

Name	Designation
Mr. Khalid Qurashi	Chairman
Mr. Abdulla Khalil Al Mutawa	Member
Mr. Khalid Mana Saeed Al Otaiba	Member
Ms. Dr. Ayesha Khan	Member
Mr. Efstratios Georgios Arapoglou	Member
Mr. Tahir Khurshid	Secretary

2.18 Workers Profit Participation Fund (WPPF)

As per Bangladesh Labour Act, 2006 and amendments thereof, an employer is required to pay 5% of its net profit to the 1) Workers Participatory Fund (80%), 2) Workers Welfare Fund (10%) and 3) Workers Welfare Foundation Fund (10%) for further appropriate disbursement of the funds to all members (i.e. Beneficiaries, as defined under the Act) as prescribed under the Act. However, on 14 February 2017, Ministry of Finance (Bank and Financial Institution Division) issued a letter to the Secretary, Ministry of Labour and copied to the Governor, Bangladesh Bank and Chairman of the Association of Bankers' Bangladesh Limited (ABB) and instructs the Ministry of Labour and Manpower to take necessary action not to apply Section 55 of the Bangladesh Labour Act, 2006 on Banks and financial institutions. Hence, no provision is required for WPPF payments is being kept.

2.19 Formulation of Bangladesh Bank Agricultural Development Common Fund

(Ref Bangladesh Bank ACD Circular No 08 dated 19 Dec 2022)

Bangladesh Bank has advised all commercial Banks to create fund with the shortfall amount of the target.

Our target was Tk. 41.99 Crore for the FY 2024-2025 and we have disbursed Tk. 58.35 Crore i.e. 138.96% achievement.

2.20 Financial literacy

"Financial literacy is paramount for achieving financial inclusion, empowering individuals, and fostering economic self-reliance. Recognizing this critical role, Bank Alfalah Bangladesh implemented several initiatives in 2025 to enhance financial awareness and education.

To mark Financial Literacy Day on 3 March 2025, the Bank displayed financial awareness materials at all seven of its branches through dedicated Financial Literacy Corners, aimed at improving public understanding of basic financial concepts. In addition, Bank Alfalah Bangladesh observed Financial Literacy Week from 17 to 23 March 2025 across all branches. As part of these efforts, a training session was conducted on 20 April 2025 at the Mirpur Branch, featuring interactive workshops for students and female entrepreneurs.



Further extending its outreach, Bank Alfalah Bangladesh partnered with TMSS, a key corporate partner, to deliver financial literacy workshops for farmers and suppliers in the Bogura and Rajshahi divisions. The Bank also organized financial literacy training sessions for youth in celebration of the Youth Festival 2025 Fortnight, held from 1 to 15 September 2025. During this period, awareness materials and banners were displayed across all seven branches, and financial literacy workshops were conducted in three operational districts Dhaka, Chattogram, and Sylhet.

Bank Alfalah remains committed to advancing financial literacy through diverse initiatives. By prioritizing financial education, the bank aims to enhance the financial well-being of its customers and contribute significantly to societal progress.

2.21 General

- a) Figures of previous year have been rearranged, wherever considered necessary, to conform with the current year's presentation.
- b) The expenses, irrespective of capital or revenue in nature, accrued/due but not paid have been provided for in the books of accounts.



3 Material Accounting Policy Information

The accounting policies set out below have been applied consistently to all periods presented in these financial statements of the Bank have been applied consistently except otherwise instructed by Bangladesh Bank as the prime regulator. Certain comparative amounts in the financial statements have been reclassified and rearranged to conform to the current year's presentation.

3.1 Foreign currency transactions

According to IAS 21 The Effects of Changes in Foreign Exchange Rates transactions in foreign currencies are recorded in the functional currency at the rate of exchange prevailing on the date of the transaction. Monetary assets and liabilities denominated in foreign currencies at the reporting date are translated into the functional currency at the spot exchange rate at that date. Non-monetary assets and liabilities denominated in foreign currencies that are measured at fair value are retranslated into the functional currency at the spot exchange rate at the date that the fair value was determined. Non-monetary assets and liabilities that are measured in terms of historical cost in a foreign currency are translated using the exchange rate at the date of the transaction.

Foreign currency differences arising on translation are recognised in the profit and loss statement.

3.2 Assets and basis of their valuation

3.2.1 Cash and cash equivalents

Cash and cash equivalents include notes and coins on hand, ATM, unrestricted balances held with Bangladesh Bank and its agent bank, balance with other banks and financial institutions, money at call on short notice, investments in treasury bills, Bangladesh Bank bill and prize bonds.

3.2.2 Investments

All investments are initially recognised at cost including acquisition charges associated with the investment. Premiums are amortised and discount accredited using the effective or historical yield method. Accounting treatment of government treasury bills and bonds (categorised as HFT and HTM) are made in accordance with Bangladesh Bank DOS Circular letter no. 5 dated 26 May 2008 and subsequent clarifications DOS Circular letter no. 5 dated 28 January 2009.

Held to Maturity (HTM)

Investments which have 'fixed or determinable payments' and are intended to be held to maturity are classified as 'Held to Maturity'. These are measured at amortised cost at each year end by taking into account any discount or premium in acquisition. Any increase or decrease in value of such investments are booked under equity and in the profit and loss statement respectively.

Held for Trading (HFT)

Investments classified in this category are acquired principally for the purpose of selling or repurchasing in short trading or if designated as such by the management. After initial recognition, investments are marked to market weekly and any decrease in the present value is recognised in the Profit and Loss Account and any increase is booked to Revaluation Reserve Account through Profit and Loss Account as per DOS Circular no. 5 dated 28 January 2009.

Value of investments has been shown as under:

Investment Class	Initial Recognition	Measurement after initial recognition	Recording of changes
Govt. treasury securities - Held to Maturity (HTM)	Cost	Amortised cost	Increase in value of such investments is booked to equity, decrease to profit and loss account.
Govt. treasury securities - Held for Trading (HFT)	Cost	Fair value	Loss to Profit and Loss Account, gain to Revaluation Reserve through Profit and Loss Account.
Debenture/Bond	Face value	Face value	None
Prize bond	Cost	Cost	None



3.2.3 Loans and advances/investments and provisions for loans and advances/investments

- a) Loans and advances of conventional Banking/investments of Islamic Banking branches are non-derivative financial assets with fixed or determinable payments that are not quoted in an active market and that the Bank does not sell in the normal course of business.
- b) At each balance sheet date and periodically throughout the year, the Bank reviews loans and advances to assess whether objective evidence that impairment of a loan or portfolio of loans has arisen supporting a change in the classification of loans and advances, which may result in a change in the provision required in accordance with BRPD circular no. 3 dated 21 April 2019, BRPD circular no.1 dated 20 February 2018, BRPD circular no.15 dated 27 September 2017, BRPD circular no.16 dated 18 November 2014, BRPD circular no. 5 dated 29 May 2013, BRPD circular no.14 dated 23 September 2012 and BRPD circular no. 19 dated 27 December 2012. The guidance in the circular follows a formulaic approach whereby specified rates are applied to the various categories of loans as defined in the circular. The provisioning rates are as follows:

Types of loans and advances	Provision				
	STD	SMA	SS	DF	BL
Consumer:					
House building and professional	1.00%-2.00%	1.00%-2.00%	20.00%	50.00%	100.00%
Other than housing finance and professionals to setup business	2.00%	2.00%	20.00%	50.00%	100.00%
Provision for loan to broker house, merchant banks, stock dealers, etc.	2.00%	2.00%	20.00%	50.00%	100.00%
Short-term Agri-credit and micro credit	1.00%	1.00%	5.00%	5.00%	100.00%
Small and medium enterprise finance (CMSME-Cottage)	0.25%	0.25%	5.00%	20.00%	100.00%
Small and medium enterprise (SME)	0.25%	0.25%	20.00%	50.00%	100.00%

BRPD Circular no.14 dated 23 September 2012 as amended by BRPD Circular no. 19 dated 27 December 2012 also provides scope for further provisioning based on qualitative judgments. In these circumstances impairment losses are calculated on individual loans considered individually significant based on which specific provisions are raised. If the specific provisions assessed under the qualitative methodology are higher than the specific provisions assessed under the formulaic approach above, the higher of the two is recognised in liabilities under "Provision for loans and advances" with any movement in the provision charged/released in the profit and loss account. Classified loans are categorised into sub-standard, doubtful and bad/loss based on the criteria stipulated by Bangladesh Bank guideline.

- c) Loans and advances are written off to the extent that i) there is no realistic prospect of recovery, and ii) against which legal cases are filed, where required and classified as bad/loss as per as per BRPD circular no. 2 dated 13 January 2003, BRPD circular no. 13 dated 07 November 2013 and BRPD circular no. 1 dated 06 February 2019 of Bangladesh Bank. These write off however will not undermine/affect the claim amount against the borrower. Detailed memorandum records for all such written off accounts are maintained and followed up.

3.2.4 Staff loan

House Loan, Car Loan, Conveyance Finance Loan and Personal Loan are provided to the permanent staff at a subsidised rate. Criteria and detail of type wise staff loan are given below:

House loan: Permanent Local officers from Range III completing 3 years of uninterrupted service with the Bank or an experienced staff serving not less than 5 years of his service life including 1 year with the Bank can avail house building loan subject to getting approval from Human Resource Department, Head Office Karachi with the recommendations of Country Head - Bangladesh and Group Head of International Business & CIB. This type of loan is also taken over at the time recruitment.

Car Loan: Permanent Local officers from Range-VA and above are eligible to avail SLCL facilities. The loan is approved by CRO - Bangladesh. This type of loan is also taken over at the time recruitment.

Personal Loan: Permanent Local Officers are eligible for such loan to avail such loan facility at a subsidized rate. This loan is approved by CRO - Bangladesh.

Conveyance Finance Loan: Permanent Local Officers serving at Range IV & V are eligible for such loan to avail car facility at a subsidized rate. This loan is approved by CRO - Bangladesh.

3.2.5 Fixed assets including premises, furniture and fixtures

Recognition and measurement

As per IAS 16 Property and Equipment Items of fixed assets excluding land are measured at cost less accumulated depreciation and accumulated impairment losses, if any. Land is carried at cost.

Purchase of software that is integral to the related equipment is capitalised as part of that equipment.

Cost includes expenditure that are directly attributable to the acquisition of asset and bringing to the location and condition necessary for it to be capable of operating in the intended manner.

When significant parts of an item of fixed asset have different useful lives, they are accounted for as separate items (major components) of fixed assets.

The gain or loss on disposal of an item of fixed asset is determined by comparing the proceeds from disposal with the carrying amount of the item of fixed asset, and is recognised in other income/other expenses in profit or loss.

Subsequent costs

The cost of replacing a component of an item of fixed asset is recognised in the carrying amount of the item if it is probable that the future economic benefits embodied within the part will flow to the Bank and its cost can be measured reliably. The carrying amount of the replaced parts is derecognised. The costs of the day to day servicing of fixed assets are recognised in the profit and loss statement as incurred.

Depreciation

Depreciation on fixed assets are recognised in the profit and loss statement on straight line method over its estimated useful lives. In case of acquisition of fixed assets, depreciation is charged from the month of acquisition, whereas depreciation on disposed off fixed assets are charged up to the month prior to the disposal. Asset category wise depreciation rates for the current and comparative periods are as follows:

Category of assets	Rate of depreciation	Useful life
Furniture, fixture and fittings	10%	10
Leasehold improvement	20%	5
Office equipments	20%	5
Staff equipments	20%	5
Computer and related equipments	25%	4
Motor vehicles	25%	4

3.2.6 Leases

Right-of-use assets

The Bank recognises right-of-use assets at the date of initial application of IFRS 16. Right-of-use assets are measured at cost, less any accumulated depreciation, and adjusted for any re-measurement of lease liabilities. Right-of-use assets are depreciated on a straight-line basis over the lease term. The right-of-use assets are presented under "Fixed assets including premises, furniture and fixtures"

Short-term leases and leases of low value assets

The Bank has elected not to recognise right-of-use assets and lease liabilities for leases of short-term leases, i.e. for which the lease term ends within 12 months of the date of initial application. The Bank recognises lease payments associated with these leases as an expense. However, the bank has considered one lease agreement as short term lease considering practical expedient.

The contracts for all leased premises including branches, head office, regional offices, data centres, ATM booths and disaster recovery centres are considered for implementation of IFRS 16.

3.2.7 Provisions for other assets

BRPD circular no.04 dated 12 April 2022 requires a provision of 100% on other assets which are outstanding for one year and above. The Bank maintains provisions in line with this circular unless it assesses there is no doubt of recovery on items of other assets in which case no provision is kept.



3.2.8 Intangible assets and its amortisation

Software acquired by the Bank is stated at cost less accumulated amortization and accumulated impairment losses. Subsequent expenditure on software assets is capitalized only when it increases the future economic benefits embodied in the specific asset to which it relates. All other expenditure is expensed as incurred.

Amortization is recognized in profit or loss on a straight-line basis over the estimated useful life of the software, from the date that it is available for use since this most closely reflects the expected pattern of consumption of the future economic benefits embodied in the asset. In case of acquisition of software, amortization is charged from the month of acquisition, whereas amortization on disposed off software is charged up to the month prior to the disposal. The estimated useful life of software is five years as such amortization is charged at the rate of 20% per annum.

Amortization methods, useful lives and residual values are reviewed at each financial year-end and adjusted if appropriate.

3.2.9 Reconciliation of inter-bank and inter-branch account

Account with regard to inter-bank (in Bangladesh and outside Bangladesh) are reconciled regularly and there are no material differences which may affect the financial statements significantly. Un-reconciled entries/balances in the case of inter-branch transactions on the reporting date are not material.

3.3.1 Borrowings from other banks, financial institutions and agents

Borrowings from other banks, financial institutions and agents includes refinance from Bangladesh Bank against agro-based credit, SME and EDF Loan etc., interest-bearing borrowings against securities from Bangladesh Bank, call borrowing from other banks and borrowing from other multilateral organisations. These items are brought to financial statements at the gross value of the outstanding balance. Details are shown in note 10.

3.3.2 Deposits and other accounts

Deposits and other accounts include non interest-bearing current deposit redeemable at call, interest bearing on demand and short-term deposits, savings deposit and fixed deposit. These items are brought into financial statements at the gross value of outstanding balance. Details are shown in note 11.

3.3.3 Lease liabilities

At the commencement date of the lease, the Bank recognises lease liabilities measured at the present value of lease payments to be made over the lease term using incremental borrowing rate at the date of initial application. Lease liability is measured by increasing the carrying amount to reflect interest on the lease liability, reducing the carrying amount to reflect the lease payments, and re-measuring the carrying amount to reflect any reassessment or lease modifications.

Interest on the lease liability in each period during the lease term shall be the amount that produces a constant periodic rate of interest on the remaining balance of the lease liability.

3.3.4 Provision for liabilities

As per IAS 37 Provisions are recognised when it is probable that an outflow of economic benefits will be required to settle a current legal or constructive obligation as a result of past events, and a reliable estimate can be made of the amount of the obligation.

3.3.5 Provision for Off-balance sheet exposure

As per BRPD circular no.14 dated 23 September 2012, the Bank has recognised 1% General Provision on the following off-balance sheet exposures as defined in BRPD circular no.10 dated 24 November 2002 considering the exemption as provided through BRPD circular no. 1 dated 3 January 2018, BRPD circular no. 7 dated 21 June 2018, BRPD circular no. 13 dated 18 October 2018, BRPD circular no. 2 dated 25 February 2019, BRPD circular no. 9 dated 27 May 2019 and BRPD circular letter no. BPRD(P-1)/661/13/2019-354 dated 13 January 2020.

- Acceptance and endorsements
- Letters of guarantee
- Irrevocable letters of credit
- Foreign exchange contracts



3.3.6 Provisions on balances with other banks and financial institutions (Nostro accounts)

Provision for unsettled transactions on nostro accounts is made as per Foreign Exchange Policy Department (FEPD) circular no. FEPD (FEMO) / 01/2005-677 dated 13 September 2005 of Foreign Exchange Policy Department (FEPD) of Bangladesh Bank and reviewed semi-annually by the Bank's management along with duly certified by the external auditor. On the reporting date, the Bank has no unsettled transactions outstanding for more than 3 months and no provision has been made in this regard.

3.3.7 Other liabilities

Other liabilities comprise items such as provision for loans and advances/investments, provision for taxation, interest payable, interest suspense, accrued expenses, lease obligation etc. Other liabilities are recognised in the balance sheet according to the guidelines of Bangladesh Bank, Income Tax Ordinance, 1984 and internal policy of the Bank.

3.4 Capital/Shareholders' equity

3.4.1 Head office fund

This represents amounts deposited with Bangladesh Bank in foreign currency as a part of minimum capital requirements. According to subsection 3 of Section 13 of the Bank Company Act, 1991 as amended by BRPD circular no. 11 dated 14 August 2008 and BRPD circular letter no. 18 dated 15 June 2023 all Banks are required to deposit with Bangladesh Bank the higher of Tk. 5,000 million and minimum capital requirement calculated as 10% of risk weighted assets. Details are shown in Note 13.

3.4.2 Other reserve

Other reserve arises from the revaluation of treasury bills, Bangladesh Bank bills and treasury bonds (HFT and HTM) in accordance with the DOS Circular no. 5 dated 26 May 2008 and DOS(SR) 1153/120/2010 dated 8 December 2010.

3.5 Revenue recognition

3.5.1 Interest income

Interest on loans and advances is calculated on daily basis. Based on product features, interest is accrued or charged to customers' accounts on monthly/quarterly basis.

In accordance with BRPD Circular no.14 dated 23 September 2012 as amended by BRPD Circular No. 19 dated 27 December 2012 interest accrued on sub-standard loans and doubtful loans are credited to an "Interest Suspense Account" which is included within "Other liabilities". Interest from loans and advances ceases to be accrued when they are classified as bad/loss. It is then kept in interest suspense in a memorandum account.

3.5.2 Profit on investment (Islamic Banking)

Mark-up on investment is taken into income account proportionately from profit receivable account. Overdue charge/compensation on classified investments are transferred to profit suspense account instead of income account.

3.5.3 Investment income

Income on investments are recognised on accrual basis. Investment income includes discount on treasury bills and Bangladesh Bank bills, interest on treasury bonds and fixed deposit with other banks. Capital gain on investments in shares are also included in investment income. Capital gain is recognised when it is realised.

3.5.4 Fees and commission income

The Bank earns commission and fee income from a diverse range of service provided to its customers. Commission and fee income is accounted for as follows:

- income earned on the execution of a significant act is recognised as revenue when the act is completed
- income earned from services provided is recognised as revenue as the services are provided
- Commission charged to customers on letters of credit and letters of guarantee are credited to income at the time of effecting the transactions.



3.6 Interest paid on borrowing and other deposits (Conventional Banking)

Interest paid and other expenses are recognised on accrual basis.

3.7 Profit shared on deposits (Islamic Banking)

Profit shared to mudaraba deposits are recognised on accrual basis.

3.8 Dividend Income

Dividend income is recognised when the right to receive income is established. Dividends are presented under investment income.

3.9 Others

Foreign exchange gain/ loss

Exchange income includes all gain and losses from foreign currency day to day transactions, conversions and revaluation of non monetary items.

3.10 Employee benefits

3.10.1 Provident fund

Provident Fund benefits are given to the permanent staff of the Bank in accordance with the registered Provident Fund rules. The Commissioner of Income Tax, Taxes Zone - 6, Dhaka, has approved the Provident Fund as a recognized fund within the meaning of section 2(52) read with the provisions of part - B of the First Schedule of Income Tax Ordinance, 1984. The reorganization took effect on 1 June 2005. The Provident Fund is operated by a Board of Trustees consisting of 5 members of the Bank. All confirmed employees of the Bank are contributing 10% of their basic salary as subscription to the Provident Fund. The Bank also contributes equal amount to the Provident Fund. Contributions made by the Bank are charged as expense and the Bank bears no further liability. Interest earned from the investments is credited to the members' account on yearly basis. Members are eligible to get both the contribution after 5 years of continuous service from the date of their membership. By Law the Provident fund is duly audited by MABS & J Partners, Chartered Accountants.

3.10.2 Gratuity fund

The Bank operates an approved funded gratuity scheme covering eligible employees whose period of employment with the Bank is five years or more. Gratuity is payable to staff on completion of the prescribed qualifying period of service under the scheme. The Banks liability on this account stands as on 31 December 2025 was fully provided in accounts considering the staffs accumulated gratuity entitlements for their service with the Bank. The Gratuity Fund had been approved by the National Board of Revenue in February 2011.

Eligibility to gratuity payments

Actual Year of Services	Eligibility	Calculation
Less than 2 Years	Not eligible	Nil
2 Years or more but less than 10 Years for Range VII to IX	Eligible	(Last basic drawn)* (No. of years service)
3 Years or more but less than 10 Years for Range IV to VIA	Eligible	(Last basic drawn)* (No. of years service)
5 Years or more but less than 10 Years for Range I to IIIA	Eligible	(Last basic drawn)* (No. of years service)
10 Years or more	Eligible	(Last basic drawn)* (No. of years service)* (1.5)

3.10.3 Short-term employee benefits

Short-term employee benefit obligations are measured on an undiscounted basis and are expensed as the related service is provided. A liability is recognized for the amount expected to be paid under short-term cash bonus or profit-sharing plans if the Bank has a present legal or constructive obligation to pay this amount as a result of past service provided by the employee and the obligation can be estimated reliably.



3.11 Tax expense

Tax expense comprises current and deferred tax. Current tax and deferred tax are recognised in the profit and loss statement except to the extent that it relates to items recognised directly in equity.

3.11.1 Current tax

Current tax is the tax expected to be payable on the taxable profit for the year, calculated using tax rates as prescribed in the Income Tax Ordinance, 1984 and relevant Statutory Regulatory Orders (SRO) and any adjustment to tax payable in respect of previous years. Currently the income tax rate applicable for publicly non-traded banks is 40%.

3.11.2 Deferred tax

Deferred tax is recognised in respect of temporary differences between the carrying amounts of assets and liabilities for financial reporting purposes and the amounts used for taxation purposes. Deferred tax is not recognised for the following temporary differences:

- temporary differences on the initial recognition of assets or liabilities in a transaction that is not a business combination and that affects neither accounting nor taxable profit or loss;
- temporary differences related to investments in subsidiaries to the extent that it is probable that they will not reverse in the foreseeable future; and
- temporary differences arising on the initial recognition of goodwill.

Deferred tax is measured at the tax rates that are expected to be applied to the temporary differences when they reverse, based on the laws that have been enacted or substantively enacted by the reporting date.

Deferred tax assets and liabilities are offset if there is a legally enforceable right to offset current tax liabilities against current tax assets, and they relate to income taxes levied by the same tax authority on the same taxable entity, or on different tax entities but they intend to settle current tax liabilities and assets on a net basis or their tax assets and liabilities will be realised simultaneously.

A deferred tax asset is recognised for unused tax losses, tax credits and deductible temporary differences to the extent that it is probable that future taxable profits will be available against which they can be utilised. Deferred tax assets are reviewed at each reporting date and are reduced to the extent that it is no longer probable that the related tax benefit will be realised.

3.11.3 Tax exposures

In determining the amount of current and deferred tax, the Bank takes into account the impact of uncertain tax positions and whether additional taxes and interest may be due. This assessment relies on estimates and assumptions and may involve a series of judgments about future events. New information may become available that causes the Bank to change its judgment regarding the adequacy of existing tax liabilities; such changes to tax liabilities will impact tax expense in the period that such a determination is made.

3.12 Impairment of non-financial assets

The carrying amounts of the Bank's non-financial assets, other than deferred tax assets, are reviewed at each reporting date to determine whether there is any indication of impairment. If any such indication exists, then the asset's recoverable amount is estimated. An impairment loss is recognised if the carrying amount of an asset or its Cash Generating Unit (CGU) exceeds its estimated recoverable amount.

The recoverable amount of an asset or CGU is the greater of its value in use and its fair value less costs to sell. In assessing value in use, the estimated future cash flows are discounted to their present value using a pre-tax discount rate that reflects current market assessments of the time value of money and the risks specific to the asset or CGU.

For the purpose of impairment testing, assets that cannot be tested individually are grouped together into the smallest group of assets that generates cash inflows from continuing use that are largely independent of the cash inflows of other assets or CGU.

Impairment losses are recognised in profit or loss. Impairment losses recognised in respect of CGUs are allocated first to reduce the carrying amount of any goodwill allocated to the CGU (group of CGUs) and then to reduce the carrying amount of the other assets in the CGU (group of CGUs) on a pro rata basis.

Impairment losses recognised in prior periods are assessed at each reporting date for any indications that the loss has decreased or no longer exists. An impairment loss is reversed if there has been a change in the estimates used to determine the recoverable amount. An impairment loss is reversed only to the extent that the asset's carrying amount does not exceed the carrying amount that would have been determined, net of depreciation or amortisation, if no impairment loss had been recognised.



3.13 Contingent liability

A contingent liability is a possible obligation that arises from past events and whose existence will be confirmed only by the occurrence or non-occurrence of one or more uncertain future events. A contingent liability arises when some, but not all, of the criteria for recognizing a provision are met.

IAS 37 applies prudence by deeming a past event to give rise to a present obligation and an entity shall not recognize a contingent liability. However, if it is possible rather than probable that an obligation exists, a contingent liability will exist, not a provision in the financial statements. An entity shall disclose for each class of transaction of contingent liability at the end of the reporting period if the contingent liability is not remote.

3.14 Contingent asset

A contingent asset is possible asset that arises from past events and whose existence will be confirmed only by the occurrence or non-occurrence of one or more uncertain future events not wholly within the control of the Entity. Contingent assets are never recognised; rather they are disclosed in the financial statements when they arise.

The most significant areas where estimates and judgments have been applied are to calculate provision for loans, advances and investments as per Bangladesh Bank guideline.

3.15 Compliance of International Financial Reporting Standard (IFRSs)

While preparing the financial statements, the Bank applied most of IASs and IFRSs. Details are given below:

Name of the standards	IFRS	Implementation status by the Bank
First-time Adoption of Bangladesh Financial Reporting Standards	IFRS-1	Not applicable
Share-based Payment	IFRS-2	Not applicable
Business Combinations	IFRS-3	Not applicable
Insurance Contracts	IFRS-4	Not applicable
Non-current Assets Held for Sale and Discontinued Operations	IFRS-5	Not applicable
Exploration for and Evaluation of Mineral Resources	IFRS-6	Not applicable
Financial Instruments: Disclosures	IFRS-7	Applied with some departure (note 2.1)
Operating Segments	IFRS-8	Not Applicable
Financial Instruments	IFRS-9	Applied with some departure (note 2.1)
Consolidated Financial Statements	IFRS-10	Not Applicable
Joint Arrangements	IFRS-11	Not applicable
Disclosure of Interest in Other Entities	IFRS-12	Not Applicable
Fair Value Measurement	IFRS-13	Applied with some departure (note 2.1)
Regulatory Deferral Accounts	IFRS-14	Not applicable
Revenue from contractors with customers	IFRS-15	Applied
Leases	IFRS-16	Applied
Insurance Contracts	IFRS-17	Not applicable
Presentation of Financial Statements	IAS-1	Applied with some departure (note 2.1)
Inventories	IAS-2	Not Applicable
Statement of Cash Flows	IAS-7	Applied with some departure (note 2.1)
Accounting Policies, Changes in Accounting Estimates and Errors	IAS-8	Applied
Events after the Reporting Period	IAS-10	Applied
Construction Contracts	IAS-11	Not Applicable
Income Taxes	IAS-12	Applied
Property, Plant and Equipment	IAS-16	Applied
Employee Benefits	IAS-19	Applied
Accounting for Government Grants and Disclosure of Govt Assistance	IAS-20	Not Applicable
The Effects of Changes in Foreign Exchange Rates	IAS-21	Applied
Borrowing Costs	IAS-23	Not Applicable
Related Party Disclosures	IAS-24	Applied
Accounting and Reporting by Retirement Benefit Plans	IAS-26	Not Applicable
Separate Financial Statements	IAS-27	Applied
Investments in Associates and Joint Venture	IAS-28	Not Applicable
Interests in Joint Ventures	IAS-31	Not Applicable
Financial Instruments: Presentation	IAS-32	Applied with some departure (note 2.1)

Name of the standards	IFRS	Implementation status by the Bank
Earnings per Share	IAS-33	Not Applicable
Interim Financial Reporting	IAS-34	Not Applicable
Impairment of Assets	IAS-36	Applied
Provisions, Contingent Liabilities and Contingent Assets	IAS-37	Applied
Intangible Assets	IAS-38	Applied
Investment property	IAS-40	Not Applicable
Agriculture	IAS-41	Not Applicable

In order to comply with certain specific rules and regulations of Bangladesh Bank which are different to IASs/IFRSs, some of the requirements specified in these IASs/IFRSs are not applied. Refer to note 2.1 for such recognition and measurement differences that are most relevant and material to the Bank.

Reason for departure from IFRS

The Central Bank of Bangladesh ('Bangladesh Bank'), as regulator of the banking industry, has issued a number of circulars/directives which are not consistent with the requirements specified in IAS/IFRS, as referred above. In such cases, the Bank has followed regulatory requirements specified by Bangladesh Bank. Details are shown in Note 2.1.

3.16 Standards issued but not yet effective

Financial Reporting Council (FRC) has adopted following new standards and amendments to standards during the year 2017. All previously adopted reporting standards are consistently applied by the Bank as explained in Note 3.15.

A number of new standards and amendments to standards are issued but not yet effective for annual periods beginning after 1 January 2025 and earlier application is permitted. However, the Bank has not adopted early the following new or amended standards in preparing these financial statements. None of these are expected to have a significant effect on the financial statements of the Bank when they become be applicable.

3.17 Offsetting

Financial assets and liabilities are offset and the net amount is presented in the balance sheet when, and only when, the group has a legal right to set off the recognised amounts and it intends either to settle on a net basis or to realize the asset and settle the liability simultaneously.

Income and expenses are presented on a net basis only when permitted under IFRSs, or for gains and losses arising from a group of similar transactions such as in the group's trading activity.

3.18 Segment reporting

The Bank has no identified operating segment and as such presentation of segmental reporting is not made in the financial statements as per IFRS 8.

3.19 Related party disclosures

A party is related to the company if:

- (i) directly or indirectly through one or more intermediaries, the party controls, is controlled by, or is under common control with, the company; has an interest in the company that gives it significant influence over the company; or has joint control over
- (ii) the party is an associate;
- (iii) the party is a joint venture;
- (iv) the party is a member of the key management personnel of the Company or its parent;
- (v) the party is a close member of the family of any individual referred to in (i) or (iv);
- (vi) the party is an entity that is controlled, jointly controlled or significantly influenced by or for which significant voting power in such entity resides with, directly or indirectly, any individual referred to in (iv) or (v); or
- (vii) the party is a post-employment benefit plan for the benefit of employees of the company, or of any entity that is a related party of the company.

Details of the related party disclosures presented in note 34.



3.20 Events after reporting period

As per IAS 10 Events after Reporting Period events after the reporting period are those events, favorable and unfavorable, that occur between the end of the reporting period and the date when the financial statements are authorised for issue. Two types of events can be identified:

- (a) adjusting events after the reporting period (those that provide evidence of conditions that existed at the end of the reporting period); and
- (b) non adjusting events after the reporting period (those that are indicative of conditions that arose after the reporting period).

Details of the Events after reporting period presented in note 38.



Notes to the financial statements as at and for the year ended 31 December 2025 (continued)

Notes	Particulars	Amount in Taka	
		2025	2024
4	Cash		
	Cash in hand (Including foreign currency)	4.1 189,032,447	211,790,914
	Balance with Bangladesh Bank and its agent bank(s) (Including foreign currency)	4.2 3,778,665,093	2,394,748,267
		<u>3,967,697,540</u>	<u>2,606,539,181</u>
4.1	Cash in hand		
	Local currency	179,893,923	205,741,226
	Foreign currency	9,138,524	6,049,688
		<u>189,032,447</u>	<u>211,790,914</u>
4.2	Balance with Bangladesh Bank and its agent bank(s)		
	Local currency	3,126,819,288	1,613,919,331
	Foreign currency	4.2.1 651,845,805	780,828,936
		<u>3,778,665,093</u>	<u>2,394,748,267</u>
4.2.1	Foreign currency		
	Lien portion (statutory deposit with Bangladesh Bank against capital)	520,461,408	508,564,821
	Non Lien portion	131,384,397	272,264,115
		<u>651,845,805</u>	<u>780,828,936</u>

4.a As per section 33 of Bank Company Act, 1991 (amended up to 2013) & MPD circular No. 03 dated 9 April 2020 issued by Bangladesh Bank, the Bank has been maintaining 3.5% CRR on daily basis and 4% on bi-weekly basis. CRR requirement is calculated on the basis of weekly average total demand and time liabilities (ATDTL) of a base month which is two months back of the reporting month (i.e. CRR of December 2022 is maintained on the basis of weekly ATDTL of October 2022), according to DOS Circular No. 01 and 26 issued on 19 January 2014 and 19 August 2019 respectively.

i) Cash Reserve Requirement (CRR) for Conventional Banking

4% of average Demand and Time Liabilities

Required reserve	483,321,420	673,958,599
Actual reserve held	898,634,274	1,400,475,701
Surplus	<u>415,312,854</u>	<u>726,517,102</u>
Actual reserve held	7.44%	8.31%

ii) Cash Reserve Requirement (CRR) for Islamic Banking

4% of average Demand and Time Liabilities

Required reserve	258,139,617	198,048,581
Actual reserve held	2,234,159,612	213,366,460
Surplus	<u>1,976,019,995</u>	<u>15,317,879</u>
Actual reserve held	34.62%	4.31%



Notes to the financial statements as at and for the year ended 31 December 2025 (continued)

Notes	Particulars	Amount in Taka		
		2025	2024	
4	Cash (Continued)			
4.b	As per section 33 of the Bank Company Act, 1991 (amended up to 2013) and MPD circular no. 02 dated 10 December 2013 issued by Bangladesh Bank (effective from 1 February 2014), the Bank has been maintaining 13% SLR on weekly average total demand and time liabilities (ATDTL) of a base month which is two months back of the reporting month (i.e. SLR of December 2021 is based on weekly ATDTL of October 2021), according to DOS Circular No. 01 & 26 issued on 19 January 2014 & 19 August 2019 respectively.			
	i) Statutory Liquidity Requirement (SLR) for Conventional Banking			
	13% of required Average Demand and Time Liabilities			
	Required reserve	1,570,794,615	2,190,365,445	
	Actual reserve held	9,110,713,648	12,433,862,080	
	Surplus	7,539,919,033	10,243,496,635	
	Actual reserve held	75.40%	73.80%	
	Held for Statutory Liquidity Requirement			
	Cash in hand	142,252,541	170,799,530	
	Excess of daily reserve	415,312,854	726,517,102	
	Un-encumbered securities(HTM)	4,927,446,916	5,939,932,293	
	Un-encumbered securities(HFT)	3,625,701,337	5,596,613,155	
		9,110,713,648	12,433,862,080	
	ii) Statutory Liquidity Requirement (SLR) for Islamic Banking			
	5.5% of required Average Demand and Time Liabilities			
	Required reserve	354,941,973	272,316,799	
	Actual reserve held	2,022,799,900	272,328,799	
	Surplus	1,667,857,927	12,000	
	Actual reserve held	31.34%	5.50%	
	Held for Statutory Liquidity Requirement:			
	Cash in hand	46,779,906	40,991,384	
	Excess of daily reserve	1,976,019,995	15,317,879	
	Other eligible securities	-	157,070,000	
	Foreign currency used in BDT	-	58,949,536	
		2,022,799,900	272,328,799	
5	Balance with other banks and financial institutions			
	In Bangladesh	5.1	21,524,459	27,640,735
	Outside Bangladesh	5.2	3,215,700,185	2,644,601,496
			3,237,224,644	2,672,242,231
5.1	In Bangladesh			
	Current accounts	5.1.1	7,548,116	13,920,311
	Savings accounts	5.1.2	13,976,343	13,720,424
	Mudaraba term deposit		-	-
	Term deposit		-	-
			21,524,459	27,640,735



Notes to the financial statements as at and for the year ended 31 December 2025 (continued)

Notes	Particulars	Amount in Taka	
		2025	2024
5.1.1	Current accounts		
	Islami Bank Bangladesh PLC	21,151	21,151
	Trust Bank PLC	5,163,310	8,597,660
	Eastern Bank PLC	2,353,555	-
	Standard Chartered Bank	10,100	5,301,500
		7,548,116	13,920,311
5	Balance with other banks and financial institutions (Continued)		
5.1	In Bangladesh (Continued)		
5.1.2	Savings accounts		
	Trust Bank PLC	-	31,657
	Dhaka Bank PLC	35,133	35,775
	Prime Bank PLC	13,941,210	13,652,992
		13,976,343	13,720,424
5.2	Outside Bangladesh		
5.2.1	Current account		
	Standard Chartered Bank, New York	1,126,691,561	158,899,455
	Standard Chartered Bank, Mumbai	6,296,503	33,284,106
	Bank Alfalah Limited, Karachi	1,108,898	1,083,551
	Standard Chartered Bank, London	2,434,164	640,905
	Standard Chartered Bank, Frankfurt	102,097	933,721
	Standard Chartered Bank, Tokyo	45,162	9,758
		1,136,678,385	194,851,496
5.2.2	Term Placement		
	Bank Alfalah Limited, Bahrain	2,079,021,800	2,449,750,000
		2,079,021,800	2,449,750,000
	Total Outside Bangladesh	3,215,700,185	2,644,601,496
	<i>Details are shown in Annexure III</i>		
5.a	Maturity-wise groupings of balance with other banks and financial institutions		
	On demand	-	222,492,231
	Not more than 3 months	3,237,224,644	2,449,750,000
	More than 3 months but less than 1 year	-	-
	More than 1 year but less than 5 years	-	-
	More than 5 years	-	-
		3,237,224,644	2,672,242,231
5.b	Money at call on short notice		
	Midland Bank PLC	600,000,000	-
		600,000,000	-
6	Investments		
	Government securities		
		6.1	
		8,468,398,727	11,566,673,895
		8,468,398,727	11,566,673,895



Notes to the financial statements as at and for the year ended 31 December 2025 (continued)

Notes	Particulars	Amount in Taka	
		2025	2024
6.1	Government securities		
	Treasury bills HFT	3,534,085,463	5,533,470,545
	Treasury bills HTM	1,072,590,600	2,250,488,542
	Treasury bonds HFT	11,775,153	1,490,087
	Treasury bonds HTM	3,849,705,911	3,779,648,221
	Prize bonds	241,600	1,576,500
		8,468,398,727	11,566,673,895
*Includes sukuk bond amounting Taka 157,070,000 in 2024, in 2025 it has been adjusted.			
6.a	Investments classified as per Bangladesh Bank circular		
	Held-for-trading (HFT) securities	6.a.1 3,546,102,216	5,536,537,132
	Held-to-maturity (HTM) securities	6.a.2 4,922,296,511	6,030,136,763
		8,468,398,727	11,566,673,895
6.a.1	Held-for-trading (HFT) securities		
	Treasury bills	3,534,085,463	5,533,470,545
	Treasury bonds	11,775,153	1,490,087
	Prize bonds	241,600	1,576,500
		3,546,102,216	5,536,537,132
6.a.2	Held-to-maturity (HTM) securities		
	Treasury bills	1,072,590,600	2,250,488,542
	Treasury bonds	3,849,705,911	3,779,648,221
		4,922,296,511	6,030,136,763
Except three treasury bonds amounting Taka 51,179,034 the above HTM securities are lien with Bangladesh Bank for capital purpose.			
6.b	Maturity wise groupings of investment		
	Repayable On demand	241,600	1,576,500
	Not more than 3 months	4,540,214,508	7,983,978,520
	More than 3 months but not more than 1 year	1,360,708,617	2,800,099,476
	More than 1 year but not more than 5 years	1,846,541,099	58,522,709
	More than 5 years	720,692,903	722,496,690
		8,468,398,727	11,566,673,895



Notes to the financial statements as at and for the year ended 31 December 2025 (continued)

6.c Disclosure regarding outstanding Repo as on 31 December 2025

Sl no.	Counter Party name	Agreement Date	Reversal Date	Amount
1	Nil	Nil	Nil	-
2				
3				

Total:

-

6.d Disclosure regarding outstanding Reverse Repo as on 31 December 2025

Sl no.	Counter Party name	Agreement Date	Reversal Date	Amount
				NIL

Total:

-

6.e Disclosure regarding overall transaction of Repo and Reverse Repo: 2025

Particulars	Minimum outstanding during the year	Maximum outstanding during the year	Daily average outstanding during the year
Securities sold under Repo:			
i) with Bangladesh Bank	444,876,128	3,513,791,732	741,062,994
ii) with other Banks and FIs	297,857,400	740,793,100	
Securities purchased under Reverse Repo:			
i) with Bangladesh Bank	NIL	NIL	NIL
ii) with other Banks and FIs	NIL	NIL	NIL



Notes to the financial statements as at and for the year ended 31 December 2025 (continued)

Notes	Particulars	Amount in Taka		
		2025	2024	
7	Loans and advances			
	Loans, cash credit, overdrafts etc.	7.1	13,049,558,014	16,172,875,517
	Bills purchased and discounted	7.2	-	14,142,606
			<u>13,049,558,014</u>	<u>16,187,018,123</u>
7.1	Loans, cash credit, overdrafts etc.			
	In Bangladesh	7.1.1	13,049,558,014	16,172,875,517
	Outside Bangladesh		-	-
			<u>13,049,558,014</u>	<u>16,172,875,517</u>
7.1.1	In Bangladesh			
	Conventional Banking	7.1.1.1	9,218,735,450	12,035,036,619
	Islamic Banking	7.1.1.2	3,830,822,564	4,137,838,898
			<u>13,049,558,014</u>	<u>16,172,875,517</u>
7.1.1.1	Conventional Banking			
	Current finance		2,823,055,456	4,732,285,392
	Term finance		5,855,668,277	6,575,870,793
	Agriculture finance		408,286,667	353,801,215
	Staff loan		48,226,465	49,072,353
	Finance against EDF		-	70,824,076
	Loan against trust receipts		83,498,585	253,182,790
			<u>9,218,735,450</u>	<u>12,035,036,619</u>
7.1.1.2	Islamic Banking			
	Murabaha (LPO)		3,102,822,564	3,381,573,641
	Trust receipts		-	33,640,257
	Spot murabaha		728,000,000	722,625,000
			<u>3,830,822,564</u>	<u>4,137,838,898</u>
7.2	Bills purchased and discounted			
	Payable in Bangladesh		-	14,142,606
			-	<u>14,142,606</u>
7.3	Maturity-wise grouping of loans and advances			
	Repayable on demand		318,058,270	1,957,778,819
	Not more than 3 months		10,629,769,746	12,459,488,104
	More than 3 months but not more than 1 year		1,989,670,046	1,392,140,416
	More than 1 year but not more than 5 years		74,979,607	333,926,081
	More Than 5 years		37,080,345	29,542,096
			<u>13,049,558,014</u>	<u>16,172,875,517</u>
7.4	Loans and advances on the basis of significant concentration			
	Advances to Chief executive, other Senior executives and other Officers		48,226,465	49,072,353
	Industrial loans and advances		13,001,331,549	16,123,803,164
			<u>13,049,558,014</u>	<u>16,172,875,517</u>
7.5	Loans and advances allowed to each customer exceeding-10% of Bank's total capital			
	Total outstanding amount to such customers at end of the year (11 Customer)		5,876,467,128	7,434,842,832
	Amount of classified loans and advances therein		Nil	Nil
	Measures taken for recovery		Not Applicable	Not Applicable



7.6 Industry-wise classification of loans and advances/investments

	31 December, 2025		31 December, 2024	
	% of Total Loan	BDT	% of Total Loan	BDT
Agri Business	1.87%	244,669,827	3.41%	552,728,292
Automobile dealers	0.77%	100,172,003	0.62%	100,672,003
Cement	5.92%	772,726,225	3.21%	520,194,382
Chemicals	9.80%	1,279,292,797	9.40%	1,521,432,423
Financial Institutions & MFIs	5.39%	703,846,611	2.38%	384,732,582
Food & Personal Care Products	19.06%	2,487,177,096	14.65%	2,371,363,220
Glass & Ceramics	0.19%	24,277,240	0.19%	31,395,736
Leather & Tanneries	1.62%	211,587,500	1.27%	206,113,333
Manufacturing & sale of Domestic Appliances	3.56%	464,190,908	5.64%	912,429,024
Metal & Allied	12.54%	1,636,503,508	16.76%	2,712,730,879
Oil & Gas Marketing Companies	2.89%	377,175,681	2.89%	468,233,646
Others/Miscellaneous	1.49%	194,966,396	0.79%	127,424,894
Pharmaceuticals	10.03%	1,308,552,786	9.67%	1,564,592,997
Printing & Publishing	0.46%	59,730,951	0.35%	56,680,149
Real Estate/Construction	0.00%	-	0.00%	75,313
Services	1.78%	232,395,476	1.96%	317,938,597
Textile Composite / Garments Manufacturing	0.00%	-	0.88%	141,676,367
Textile Spinning	5.58%	728,000,000	4.46%	722,625,000
Textile Weaving	2.81%	366,987,720	2.00%	322,943,178
Trading	2.33%	304,116,783	3.87%	626,261,459
Transport	0.00%	-	0.38%	62,115,687
Jute Mills	6.64%	866,834,722	10.77%	1,742,783,310
Vanaspati & Allied Industries	5.26%	686,353,785	4.45%	719,875,650
	100.00%	13,049,558,014	100.00%	16,187,018,122

7.7 Geographical location-wise loans and advances/investments

	31 December, 2025		31 December, 2024	
	% of Total Loan	BDT	% of Total Loan	BDT
Dhaka Division	83.77%	10,931,704,684	81.09%	13,125,338,848
Chattogram Division	15.73%	2,053,230,577	18.61%	3,012,594,358
Sylhet Division	0.50%	64,622,753	0.30%	49,084,917
	100%	13,049,558,014	100%	16,187,018,123

During this year, No amount was disbursed as CMSME Loan under Bangladesh Bank Cluster Financing Program.

7.8 Grouping of loans and advances as per classification rules of Bangladesh Bank

	31 December, 2025		31 December, 2024	
	% of Total Loan	BDT	% of Total Loan	BDT
Status				
Unclassified:				
Standard including staff loan	97.46%	12,717,546,001	98.02%	15,865,786,407
Special Mention Account (SMA)	0.00%	-	0.00%	-
	97.46%	12,717,546,001	98.02%	15,865,786,407
Classified:				
Substandard	0.10%	13,140,605	0.00%	-
Doubtful	0.00%	-	0.13%	20,519,089
Bad or loss	2.44%	318,871,408	1.86%	300,712,627
	2.54%	332,012,013	1.98%	321,231,716
	100.00%	13,049,558,014	100.00%	16,187,018,123



7.9 Particulars of required provision for loans and advances/investments

	31 December, 2025		31 December, 2024	
	Base for Provision	Required Provision	Base for Provision	Required Provision
Unclassified				
All unclassified loans (other than SME loan, Agricultural loan and special mention account)	11,422,218,555	114,222,186	14,685,971,754	146,859,718
Agricultural & Micro finance	408,286,667	2,041,433	454,292,860	4,542,929
SME finance	887,040,780	5,002,821	725,521,794	1,813,804
Special Mention Account (SMA)	-	-	-	-
	12,717,546,002	121,266,440	15,865,786,408	153,216,451
Classified				
Substandard	12,912,325	2,582,465	-	-
Doubtful	-	-	20,519,089	10,019,109
Bad or loss	157,801,510	157,801,510	300,712,627	242,100,047
	170,713,835	160,383,975	321,231,716	252,119,157
	12,888,259,837	281,650,415	16,187,018,123	405,335,607
Total provision maintained		381,796,001		406,165,458
Surplus provision		100,145,586		829,851

Amount in Taka	
2025	2024

7.10 Particulars of loans and advances/investments

i)	Loans considered good in respect of which the banking company is fully secured;	12,752,987,918.7	15,632,458,618
ii)	Loans considered good against which the banking company holds no security other than the debtor's personal guarantee;	-	-
iii)	Loans considered good secured by the personal undertakings of one or more parties in addition to the personal guarantee of the debtor;	-	-
iv)	Loans adversely classified; provision not maintained there against;	-	-
		12,752,987,919	15,632,458,618
v)	Loans due by directors or officers of the banking company or any of these either separately or jointly with any other person.	48,226,465	49,072,353
vi)	Loans due from companies or firms in which the directors of the banking company have interests as directors, partners or managing agents or in the case of private companies as members;	-	-
vii)	Maximum total amount of Advances including temporary advance made at any time during the year to directors or managers or officers of the banking companies or any of them either separately or jointly with any other person;	48,226,465	49,072,353
viii)	Maximum total amount of advances, including temporary advances granted during the year to the companies or firms in which the directors of the banking company have interests as directors, partners or managing agents or in the case of private companies as members	-	-
ix)	Due from Banking Companies;	-	-
x)	Amount of Classified loan/Investment on which Interest/Profit has not been charged:	332,012,013	321,231,716
(a)	Movement of Classified loans and advances		
	Opening balance	321,231,716	301,066,428
	Increase/(decrease) during the year	10,780,297	20,165,288
	Closing balance	332,012,013	321,231,716
(b)	Provision kept against loan classified as bad/loss on the date of balance sheet	257,867,204	242,100,047
(c)	Amount of interest/profit charged in suspense account	33,907,140	40,380,584

xi)	Loans written off		
	- Current Year	-	-
	- Cumulative to-date	135,088,569	135,088,569
	- Amount of written off loans for which lawsuit was filed	135,088,569	135,088,569

7.11 Maturity grouping of bills discounted and purchased

Payable within 1 month	-	7,390,346
Over 1 month but less than 3 months	-	6,752,260
Over 3 months but less than 6 months	-	-
6 months or more	-	-
	-	14,142,606

7.12 Loan file compliance regarding updated Financial Statements and DVC

According to FRC letter no. 178/FRC/APR/2021/21(7) dated 7 December 2021, the compliance status of BRPD circular no. 4 and 35 for loans and advances sanctioned/renewed from 1 January 2025 to 31 December 2025 is as follows:

No. of borrower	BRPD Circular 4 and 35 applicable for no. of borrower	Financial Statements including DVC	Financial Statements excluding DVC	% of DVC	% of without DVC
162	67	67	0	100%	0%



Notes to the financial statements as at and for the year ended 31 December 2025 (continued)

Notes	Particulars	Amount in Taka	
		2025	2024
8	Fixed assets including premises, furniture and fixtures		
	Fixed assets including premises, furniture and fixtures	8.1	37,545,507
	Right of use assets	8.2	127,624,519
			165,170,026
8.1	Fixed assets including premises, furniture and fixtures		
	Cost		
	Balance as at 1 January 2024		402,595,203
	Additions		94,035,094
	Disposals		(279,090)
	Balance as at 31 December 2024		431,231,108
	Balance as at 1 January 2025		431,231,108
	Additions		24,039,219
	Disposals		(11,266,253)
	Balance as at 31 December 2025		444,004,074
	Accumulated depreciation		
	Balance as at 1 January 2024		381,548,814
	Depreciation		12,136,787
	Disposals		-
	Balance as at 31 December 2024		393,685,601
	Balance as at 1 January 2025		393,685,601
	Depreciation		15,188,241
	Disposals		(11,248,412)
	Balance as at 31 December 2025		397,625,430
	Carrying amounts		
	At 1 January 2024		21,046,389
	At 31 December 2024		37,545,507
	At 31 December 2025		46,378,644



Notes to the financial statements as at and for the year ended 31 December 2025 (continued)

Notes	Particulars	Amount in Taka	
		2025	2024
8.2	Right of use assets		
	Cost		
	Balance at 1 January	284,368,655	440,974,103
	Additions	65,007,900	21,547,580
	Adjustments	(7,320,071)	(178,153,028)
		342,056,484	284,368,655
	Accumulated depreciation		
	Balance at 1 January	156,744,136	236,090,992
	Depreciation	86,959,538	86,126,836
	Adjustments	(9,027,705)	(165,473,692)
		234,675,969	156,744,136
	Carrying amounts	107,380,515	127,624,519
8.3	The cost of fully depreciated assets that are still in use by the Bank		
	Motorvehicles	21,037,855	31,032,855
	Computer and accessories	152,106,636	150,878,721
	Office equipment	65,699,251	63,586,501
	Furnitures and fixtures	45,452,968	45,356,658
	Leasehold improvement	92,319,815	83,480,616
		376,616,525	374,335,352
9	Other assets		
	Income generating other assets	-	-
	Non-income generating other assets		
	Stationery, stamps, printing materials in stock etc.	4,778,679	4,906,968
	Advance rent and advertisement	-	-
	Income/profit receivables	172,772,695	183,643,419
	Branch adjustment account	-	-
	Security deposits	2,246,115	2,246,115
	Renovation, development and prepaid expenses	5,748,900	21,322,566
	Deferred tax assets	114,963,228	102,168,094
	Others	2,338,871,603	1,889,399,299
	Intangible asset (Software)	3,881,422	5,294,878
		2,643,262,642	2,208,981,339
9.1	Income/profit receivables		
	On Treasury bill, bonds, preference shares, etc.	171,725,967	182,154,484
	Deposit with financial institution	1,046,728	1,488,935
		172,772,695	183,643,419
9.2	Branch adjustment account	-	-

All inter branch reconciliation have been made up to 31 December 2025. There is no significant item outstanding, that is not responded, for more than 3 months.



Notes to the financial statements as at and for the year ended 31 December 2025 (continued)

Notes	Particulars	Amount in Taka	
		2025	2024
9.3	Others		
	Advance income tax	9.3.1 2,333,503,781	1,876,538,060
	Receivable from Bangladesh Bank	2,016,456	10,646,276
	Miscellaneous	3,351,366	2,214,963
		2,338,871,603	1,889,399,299
9	Other assets (Continued)		
9.3.1	Advance income tax		
	Balance as at 1 January	1,876,538,060	1,560,761,802
	Paid during the year	456,965,721	315,776,258
		2,333,503,781	1,876,538,060
	Adjustments made during the year	-	-
	Balance as at 31 December	2,333,503,781	1,876,538,060
9.4	Intangible asset (Software)		
	Cost		
	Balance at 1 January	40,959,859	39,287,734
	Additions	-	1,672,125
	Disposals	-	-
		40,959,859	40,959,859
	Accumulated depreciation		
	Balance at 1 January	35,664,981	34,382,794
	Depreciation	1,413,456	1,282,187
	Disposals	-	-
		37,078,437	35,664,981
	Carrying amounts	3,881,422	5,294,878
10	Borrowings from other banks, financial institutions and agents		
	In Bangladesh	10.1 773,477,809	1,513,441,714
	Outside Bangladesh	-	-
		773,477,809	1,513,441,714
10.1	In Bangladesh		
	Call borrowing	10.1.1 -	600,000,000
	Term borrowing	10.1.2 773,477,809	913,441,714
		773,477,809	1,513,441,714
10.1.1	Call borrowing		
	The City Bank PLC	-	400,000,000
	Midland Bank PLC	-	200,000,000
		-	600,000,000



Notes to the financial statements as at and for the year ended 31 December 2025 (continued)

Notes	Particulars	Amount in Taka		
		2025	2024	
10.1.2	Term borrowing			
	Jamuna Bank PLC	733,772,400	836,500,000	
	Bangladesh Bank - EDF Financing	-	69,091,027	
	Bangladesh Bank - Green Financing	39,705,409	7,850,687	
		773,477,809	913,441,714	
10.2	Secured and unsecured borrowings from other banks, financial institutions and agents			
	Secured Borrowing	-	-	
	Unsecured Borrowing	773,477,809	1,513,441,714	
		773,477,809	1,513,441,714	
10.3	Maturity grouping of borrowings from other banks, financial institutions and agents			
	Repayable on demand	-	600,000,000	
	Repayable within 1 month	733,772,400	905,591,027	
	Over 1 month but within 6 months	-	7,850,687	
	Over 6 months but within 1 year	39,705,409	-	
		773,477,809	1,513,441,714	
11	Deposits and other accounts			
	Current accounts and other accounts	11.1	1,956,148,117	2,333,219,714
	Bills payable	11.2	106,696,018	127,542,442
	Savings bank/Mudaraba savings bank deposits	11.3	6,156,270,872	7,027,236,888
	Fixed deposits/Mudaraba fixed deposits	11.4	12,746,348,511	14,280,982,301
			20,965,463,518	23,768,981,345
11.1	Current accounts and other accounts			
	Current deposits		1,428,780,529	1,550,856,138
	Alfalah Uduog Current Account		243,739,243	295,426,798
	Foreign currency deposits		106,497,837	240,750,497
	Sundry deposits	11.1.1	177,130,508	246,186,281
			1,956,148,117	2,333,219,714
11.1.1	Sundry deposits			
	Margin Accounts - Local Currency		58,760,774	76,163,384
	Margin Accounts - Foreign Currency		118,369,734	160,022,897
	Others		-	10,000,000
			177,130,508	246,186,281
11.2	Bills payable			
	Payment order - Inside Bangladesh		106,335,371	127,199,042
	Demand draft payable - Inside Bangladesh		355,647	338,400
	Unclaimed PO - Inside Bangladesh		5,000	5,000
	Unclaimed DD/TT - Inside Bangladesh		-	-
			106,696,018	127,542,442



Notes to the financial statements as at and for the year ended 31 December 2025 (continued)

Notes	Particulars	Amount in Taka	
		2025	2024
11.3	Savings bank/Mudaraba savings bank deposits		
	Savings deposits	1,595,041,639	1,713,419,543
	Alfalah Savings Plan (ASP)	69,617,359	79,706,048
	Special Notice Deposits (SND)	2,056,158,666	3,031,159,524
	Alfalah Salary Account (ASA)	55,698,726	65,729,533
	Alfalah Rising Star (ARS)	31,640,178	25,206,921
	Alfalah Premium Plus (APP)	928,189,718	869,851,559
	Monthly Premium Deposit	1,417,906,719	1,240,237,836
	FCY Savings Deposit (RFCD)	2,017,867	1,925,924
		6,156,270,872	7,027,236,888
11.4	Fixed deposits/Mudaraba fixed deposits		
	Fixed Deposit (FDR)	7,186,047,300	10,133,060,981
	Mudaraba Term Deposit (MTDR)	5,560,301,211	4,147,921,320
		12,746,348,511	14,280,982,301
11.5	Deposits from banks and others		
	Inter-bank deposits	11.5.1 876,042,716	227,627,559
	Vostro Deposit	11.5.2 80,676,527	203,338,426
	Customer and other deposits	20,008,744,275	23,338,015,360
		20,965,463,518	23,768,981,345
11.5.1	Inter-bank deposits		
	Jamuna Bank PLC	500,711,845	22,701
	Mutual Trust Bank PLC	6,074,207	200,431,639
	AB Bank PLC	11,119	12,224
	Prime Bank PLC	14,709,962	14,726,429
	Islami Bank Bangladesh PLC	33,482	34,632
	Shahjalal Islami Bank PLC	2,771,366	2,765,926
	Al-Arafah Islami Bank PLC	1,070	886,191
	The City Bank PLC	349,997,127	-
	Trust Bank PLC	9,081	7,026,320
	Bank Asia PLC	1,723,457	1,721,497
		876,042,716	227,627,559
11.5.2	Vostro deposit		
	BankIslami Pakistan Limited	20,258,925	201,202
	Bank Alfalah Limited, Karachi (Conventional)	35,570,372	11,565,376
	Bank Alfalah Limited, Karachi (Islamic)	24,847,230	191,571,848
		80,676,527	203,338,426
11.6	Maturity grouping of deposits		
	Repayable On demand	1,059,601,448	1,206,527,255
	Repayable within 1 month	1,845,566,513	2,082,296,163
	Over 1 month but within 6 months	5,986,620,595	7,660,918,396
	Over 6 months but within 1 year	3,412,714,094	2,874,756,472
	Over 1 year but within 5 years	8,660,960,868	9,944,483,058
	Over 5 years but within 10 years	-	-
	10 years or more	-	-
		20,965,463,518	23,768,981,345

Notes to the financial statements as at and for the year ended 31 December 2025 (continued)

Notes	Particulars	Amount in Taka	
		2025	2024

As per Bank Company Act 1991, Section 35 and BRPD circular letter no. 10 dated 12 September 2018, if any money or valuable asset (except deposits from Government, minor or litigation) is unclaimed for ten years or above as of 31 December every year, a three months' notice will be given to depositors concerned. Based on the response from the concerned depositors by following three months, amount will be paid to them otherwise unclaimed deposit will be deposited to Bangladesh Bank by 30 April 2026. The bank does not have any such deposit to be reported as 10 years and above unclaimed deposit amount as on 31 December 2025 (cut off basis) to Bangladesh Bank.

12 Other liabilities

Provision for loans and advances/investments	12.1	381,796,001	405,965,489
Provision for off-balance sheet exposures	12.2	15,111,771	9,111,771
Interest suspense account	12.3	33,907,140	40,380,584
Special General Provision - Covid 19		-	199,969
Provision for taxation	12.4	2,655,835,382	2,385,531,623
Accrued expenses		16,229,983	18,557,995
Interest payable on deposit and borrowings	12.5	299,697,985	349,835,222
Unearned profit on Murabaha		92,031,044	79,281,843
Accounts payable - (Locker Security Deposit)		658,000	662,000
Withholding tax on interest on deposits		19,266,990	30,620,125
Withholding tax payable		15,033,353	11,606,740
VAT payable		3,199,575	5,686,346
Provision for audit and consultancy fees		3,789,900	4,363,713
Provision for Salaries & Allowance		47,356,500	38,729,757
Payable to Shamil bank's head office*		79,052,645	79,052,645
Excise duty payable		1,959,736	2,788,450
NPSB, Qcash & BACH Settlement Account		1,015,443	443,162
Advance commission on Letter of Guarantee (L/G)		236,175	78,200
Charity fund account		20,618,958	19,064,078
Branch adjustment Account	9.2	-	-
Start-Up Fund		21,976,594	18,249,007
Lease liabilities	12.6	100,843,990	108,284,680
Miscellaneous		1,252,714	1,514,721
		3,810,869,879	3,610,008,120

*Payable to Shamil Bank Ltd. is related to an obligation to pay by Bank Alfalah, Bangladesh Operations to Shamil Bank. The reason is when Shamil Bank was acquired by Bank Alfalah in 2005, Bank Alfalah paid an amount less than the required acquisition cost because there was tax claims by NBR against Shamil Bank. If the claim goes in favor of Shamil Bank then the amount will be paid to Shamil Bank in opposite case the amount will be paid to NBR.

12.1 Provision for loans and advances/investments

A. General

Provisions held at the beginning of the year	153,846,332	154,846,332
Provision made during the year	-	-
Reversal of provision	(32,500,000)	(1,000,000)
Provisions held at the end of the year	121,346,332	153,846,332

B. Specific

Provisions held at the beginning of the year	252,119,157	190,918,400
Write off during the year	-	-
Recovery of written off bad debts	-	-
Specific provision for the year	12,017,327	63,292,333
Reversal of provision	(3,686,815)	(2,091,576)
Net Charge to Profit and Loss Account	8,330,512	61,200,757
Provisions held at the end of the year	260,449,669	252,119,157
Total provision on loans and advances/investments	381,796,001	405,965,489

Notes to the financial statements as at and for the year ended 31 December 2025 (continued)

Notes	Particulars	Amount in Taka	
		2025	2024
12.2	Provision for off-balance sheet exposures		
	Provisions held at the beginning of the year	9,111,771	17,111,771
	Provision made during the year	6,000,000	-
	Reversal of provision	-	(8,000,000)
	Provisions held at the end of the year	15,111,771	9,111,771
12	Other liabilities (Continued)		
12.3	Interest suspense account		
	Balance at the beginning of the year	40,380,584	43,225,364
	Amount transferred to Interest Suspense Account during the year	1,648,862	3,568,937
	Amount recovered in Interest Suspense Account during the year	(8,122,306)	(6,413,717)
	Amount written off during the year	-	-
	Balance at the end of the year	33,907,140	40,380,584
12.3.1	Interest/profit suspense and compensation suspense		
	Interest/profit suspense	33,907,140	40,380,584
	Compensation suspense	-	-
		33,907,140	40,380,584
12.4	Provision for taxation		
	Balance at the beginning of the year	2,385,531,623	1,902,559,750
	Provision made during the year	33.1 270,303,759	482,971,873
		2,655,835,382	2,385,531,623
	Adjustments made during the year	-	-
	Balance at the end of the year	2,655,835,382	2,385,531,623
	Corporate tax position of the Bank has been shown in Annexure V.		
12.5	Interest payable on deposit and borrowings		
	Profit/interest payable on		
	Savings Deposit	10,291,439	10,398,892
	Borrowings from financial institution	302,341	1,214,544
		10,593,780	11,613,436
	Interest payable on		
	30 days term deposit	2,187,087	620,160
	90 days term deposit	13,860,888	39,797,008
	180 days term deposit	129,716,040	57,448,620
	360 days term deposit	61,852,833	153,845,274
	Broken Period term deposit	80,647,746	85,306,371
	2 years term deposit	415,615	388,768
	3 years term deposit	423,996	815,585
		289,104,205	338,221,786
		299,697,985	349,835,222



Notes to the financial statements as at and for the year ended 31 December 2025 (continued)

Notes	Particulars	Amount in Taka	
		2025	2024
12.6	Lease liabilities		
	Balance at the beginning of the year	108,284,680	187,210,892
	Additions/Renewals/Amendments/(Terminations) - Net	66,715,535	8,868,245
	Borrowing Cost	6,684,111	7,724,749
	Payments	(80,840,336)	(95,519,206)
	As at December 31	100,843,990	108,284,680
12.6.1	Maturity grouping of lease liabilities		
	Current Lease Liabilities	45,365,937	56,347,851
	Non Current Lease Liabilities	55,478,053	51,936,829
		100,843,990	108,284,680



Notes to the financial statements as at and for the year ended 31 December 2025 (continued)

12.7 Deferred tax assets and liabilities

Deferred tax assets and liabilities are attributable to the following:

Particulars	Accounting base	Tax base	Deductible/ (Taxable) temporary difference	Applicable tax rate	Amount in Tk Deferred Tax Asset/ (Liability)
Balance as at 31 December 2025					
Fixed assets and furniture	46,378,644	79,888,969	33,510,325	40%	13,404,128
Right of use assets (ROU) as per IFRS 16	107,380,515	-	(107,380,515)	40%	(42,958,364)
Leased Liability as per IFRS 16	100,843,989	-	100,843,989	40%	40,337,596
Loan loss provision (Specific Provision)	260,449,669	-	260,449,669	40%	104,179,868
Net deferred tax asset at 31 December 2025					114,963,228
Increase of deferred tax asset recognised in profit and loss account as income					
Increase of deferred tax liability recognised in profit and loss account as expense					
Net Deferred tax income recognised in profit and loss account during the year ended 31 December 2025					12,795,134
Net Deferred tax liability recognised in equity during the year ended 30 December 2025					12,795,134
Balance as at 31 December 2024					
Fixed assets and furniture	42,840,381	79,762,956	36,922,575	40%	14,769,030
Right of use assets (ROU) as per IFRS 16	127,624,519	(14,281,668)	(141,906,187)	40%	(56,762,475)
Leased Liability as per IFRS 16	108,284,680	-	108,284,680	40%	43,313,872
Loan loss provision (Specific Provision)	252,119,167	-	252,119,167	40%	100,847,667
Net deferred tax asset at 31 December 2024					102,168,094
Increase of deferred tax asset recognised in profit and loss account as income					
Increase of deferred tax liability recognised in profit and loss account as expense					
Net Deferred tax income recognised in profit and loss account during the year ended 31 December 2024					15,771,061
Net Deferred tax liability recognised in equity during the year ended 30 December 2024					15,771,061

Movement in deferred tax balances during the year

	Balance at January 1	Recognized in Profit and Loss	Recognized in OCI	Balance at December 31
2025				
Fixed assets and furniture	(14,769,030)	1,364,902	-	(13,404,128)
Right of use assets (ROU) as per IFRS 16	56,762,475	(13,804,111)	-	42,958,364
Leased Liability as per IFRS 16	(43,313,872)	2,976,276	-	(40,337,596)
Loan loss provision (Specific Provision)	(100,847,667)	(3,332,201)	-	(104,179,868)
	(102,168,094)	(12,795,134)	-	(114,963,228)
2024				
Fixed assets and furniture	(15,967,504)	1,198,474	-	(14,769,030)
Right of use assets (ROU) as per IFRS 16	80,822,190	(24,059,715)	-	56,762,475
Leased Liability as per IFRS 16	(74,884,359)	31,570,487	-	(43,313,872)
Loan loss provision (Specific Provision)	(76,367,360)	(24,480,307)	-	(100,847,667)
	(86,397,033)	(15,771,061)	-	(102,168,094)



Notes to the financial statements as at and for the year ended 31 December 2025 (continued)

Notes	Particulars	Amount in Taka	
		2025	2024
13	Paid up capital (Fund from head office)		
	Balance at the beginning of the year	5,097,454,821	5,055,961,038
	Transferred from Unappropriated Profit	-	-
	Currency translation difference	11,896,587	41,493,783
	Balance at the end of the year	5,109,351,408	5,097,454,821

13.1 Capital Adequacy Ratio - As per BASEL-III

To cope up with the international best practices and to make the Bank's capital shock absorbent 'Guidelines on Risk Based Capital Adequacy (RBCA) for banks' (Revised Regulatory Capital Framework in line with BASEL-II) was introduced from 1 January 2009 as a parallel run with BRPD Circular No. 10, dated 25 November 2002 (BASEL-I). At the end of parallel run, BASEL-II regime started from 1 January 2010 and the guidelines on RBCA came fully into force with its subsequent supplements/revisions. After that Bangladesh Bank issued 'Guidelines on Risk Based Capital Adequacy (RBCA) for banks' (Revised Regulatory Capital Framework in line with BASEL-III) vide its BRPD Circular 18 dated 21 December 2014 that BASEL-III reporting start from January 2015 and full implementation started from January 2019. Instructions regarding Minimum Capital Requirement (MCR), Adequate Capital and Disclosure requirement as stated in the guidelines had to be followed by all scheduled banks for the purpose of statutory compliance. BASEL-III framework has three main components referred to as pillars:

- Pillar I addresses minimum capital requirement;
- Pillar II elaborates the process for assessing the overall capital adequacy aligned with risk profile of a bank as well as capital growth plan; and
- Finally, Pillar III gives a framework of public disclosure on the position of a bank's risk profiles, capital adequacy, and risk management system.

Basel-III reforms are the response of Basel Committee on Banking Supervision (BCBS) to improve the banking sector's ability to absorb shocks arising from financial and economic stress, whatever the source, thus reducing the risk of spill over from the financial sector to the real economy. "Basel-III: A global regulatory framework for more resilient banks and banking systems" (known as Basel III capital regulations) in December 2010. Basel-III reforms strengthen the bank-level i.e., micro prudential regulation, with the intention to raise the resilience of individual banking institutions in periods of stress. Besides, the reforms have a macro prudential focus also, addressing system wide risks, which can build up across the banking sector, as well as the pro-cyclical amplification of these risks over time. These new global regulatory and supervisory standards mainly addressed the following areas:

- Raise the quality and level of capital to ensure banks are better able to absorb losses on both a going concern and a gone concern basis;
- Increase the risk coverage of the capital framework;
- Introduce leverage ratio to serve as a backstop to the risk-based capital measure;
- Raise the standards for the supervisory review process (Pillar 2); and
- Public disclosures (Pillar 3) etc.

To ensure smooth transition to Basel-III, appropriate transitional arrangements have been provided for meeting the minimum Basel III capital ratios, full regulatory adjustments to the components of capital etc. In 2020, banking industry has embark on the full-fledged implementation of Basel III.

We have fully complied with all the directives provided by the Central bank from time to time, starting from Pillar I, II and III reporting requirements to periodic Stress Testing activity etc.

Common Equity Tier-1 (Going Concern Capital)

Head Office Fund	5,109,351,408	5,097,454,821
Non-repayable Share Premium Account	-	-
Statutory Reserve	-	-
General Reserve	-	-
Retained Earnings	1,456,237,768	1,413,829,115
Dividend equalization fund	-	-
Minority Interest in Subsidiaries	-	-



Notes to the financial statements as at and for the year ended 31 December 2025 (continued)

Notes	Particulars	Amount in Taka	
		2025	2024
	Actuarial gain/loss (Actuarial gain/loss kept in books in Bangladesh for Foreign Banks)	-	-
	Non-repatriable interest-free funds from Head Office for the purpose of acquisition of property and held in a separate account and have the ability to absorb losses regardless of their source (Applicable for Foreign Banks)	-	-
	Others (if any item approved by Bangladesh Bank)	-	-
	Sub-total	6,565,589,176	6,511,283,936
	Regulatory Adjustments		
	Shortfall in provisions required against Non Performing Loans (NPLs)	-	-
	Shortfall in provisions required against investment in shares	-	-
	Remaining deficit on account of revaluation of investments in securities after netting off from any other surplus on the securities	-	-
	Goodwill and all other Intangible Assets	3,881,422	5,294,878
	Deferred Tax Assets (DTA)	114,963,228	102,168,094
	Defined benefit pension fund assets	-	-
	Gain on sale related to securitization transactions	-	-
	Investment in own CET-1 Instruments/Shares (as per Para 3.4.7 of Basel III Guidelines)	-	-
	Reciprocal Crossholdings in the CET-1 Capital of Banking, Financial and Insurance Entities	-	-
	Any investment exceeding the approved limit under section 26 ka(1) of the Banking Companies Act, 1991 (50% of Investment)	-	-
	Investments in subsidiaries which are not consolidated (50% of Investment)	-	-
	Others if any (Workers' Profit Participation Fund)	282,744,601	251,231,276
	Sub-total	401,589,251	107,462,972
	Total common equity Tier-1 capital	6,163,999,925	6,403,820,964
	Additional Tier-1 Capital		
	Non-cumulative irredeemable preference shares	-	-
	Instruments issued by the banks that meet the qualifying criteria for AT1 (as specified in Annex-4 of Basel III Guidelines)	-	-
	Minority Interest i.e. AT1 issued by consolidated subsidiaries to third parties as specified in Annex-4 of Basel III Guidelines (for consolidated reporting)	-	-
	Head Office borrowings in foreign currency by foreign banks operating in Bangladesh for inclusion in Additional Tier 1 capital which comply with the regulatory requirements as specified in Annex-4 of Basel III Guidelines (Applicable for Foreign Banks)	-	-
	Any other item specifically allowed by BB from time to time for inclusion in Additional Tier 1 Capital (Applicable for Foreign Banks)	-	-
	Others (if any item approved by Bangladesh Bank)	-	-
	Subtotal	-	-



Notes to the financial statements as at and for the year ended 31 December 2025 (continued)

Notes	Particulars	Amount in Taka	
		2025	2024
	Regulatory Adjustments:		
	Investment in own AT-1 Instrument/Share (as per Para 3.4.7 of Basel III Guidelines)	-	-
	Reciprocal crossholdings in the AT-1 Capital of Banking, Financial and Insurance Entities	-	-
	Others if any	-	-
	Total Additional Tier-1 Capital Available	-	-
	Maximum Limit of Additional Tier-1 Capital (AT-1 capital can be maximum up to 1.5% of the total RWA or 33.33% of CET1, whichever is higher)	-	-
	Excess Amount over Maximum Limit of AT-1	-	-
	Subtotal	-	-
	Total Admissible Additional Tier-1 Capital	6,163,999,925	6,403,820,964
	Tier-2 Capital (Going Concern Capital)		
	General Provision	136,458,103	163,158,072
	All Other preference shares	-	-
	Subordinated debt/Instruments issued by the banks that meet the qualifying criteria for Tier 2 capital (as per Annex 4 of Basel III Guidelines)	-	-
	Minority Interest i.e. Tier-2 issued by consolidated subsidiaries to third parties (for consolidated reporting only)	-	-
	Head Office (HO) borrowings in foreign currency received that meet the criteria of Tier 2 debt capital (Applicable for Foreign Banks)	-	-
	Revaluation Reserves as on 31 December, 2014 (50% of Fixed Assets and Securities & 10% of Equities)	-	-
	Others (if any item approved by Bangladesh Bank)	-	-
	Sub-total	136,458,103	163,158,072
	Regulatory Adjustments		
	Revaluation Reserves for Fixed Assets, Securities & Equity Securities (follow Phase-in deductions as per Basel III Guidelines)	-	-
	Investment in own T-2 Instruments/Shares (as per Para 3.4.7 of Basel III Guidelines)	-	-
	Reciprocal crossholdings in the T-2 Capital of Banking, Financial and Insurance Entities	-	-
	Any investment exceeding the approved limit under section 26 ka(1) of the Bank Company Act, 1991 (50% of Investment)	-	-
	Investments in subsidiaries which are not consolidated (50% of Investment)	-	-
	Others if any	-	-
	Total Tier-2 Capital Available	136,458,103	163,158,072
	Maximum Limit of Tier-2 Capital (Tier 2 capital can be maximum up to 4.0% of the total RWA or 88.89% of CET1, whichever is higher)	5,584,820,543	5,692,356,455
	Excess Amount over Maximum Limit of T-2	-	-
	Total Admissible Tier-2 capital	136,458,103	163,158,072
	Total Capital	6,300,458,028	6,566,979,036



Notes to the financial statements as at and for the year ended 31 December 2025 (continued)

Notes	Particulars	Amount in Taka	
		2025	2024
	Risk Weighted Assets		
	Credit Risk:		
	On-Balance Sheet	4,685,974,504	5,457,732,567
	Off-Balance Sheet	53,518,033	178,054,029
	Subtotal	4,739,492,537	5,635,786,596
	Market Risk	285,347,742	831,405,216
	Operational Risk	2,177,983,804	1,762,453,947
	Total Risk Weighted Assets	7,202,824,082	8,229,645,759
	Required Minimum Common Equity Tier-1 Capital Ratio (4.5% of the total RWA)	324,127,084	370,334,059
	Required Capital Conservation Buffer (2.5% of the total RWA)	180,070,602	205,741,144
	Required Minimum Common Equity Tier-1 Capital Ratio plus Capital Conservation Buffer (7.0% of total RWA)	504,197,686	576,075,203
	Required Tier 1 Capital (6.0% of RWA)	432,169,445	493,778,746
	Required total capital (10% of RWA)	720,282,408	822,964,576
	Required total capital plus Capital Conservation Buffer (12.5% of RWA) (A)	900,353,010	1,028,705,720
	Minimum capital requirement (B)	5,000,000,000	5,000,000,000
	Required capital (higher of A & B)	5,000,000,000	5,000,000,000
	Surplus (Total capital - required capital)	1,300,458,028	1,566,979,036
	Capital Adequacy Ratio:		
	Common Equity Tier-1 (Against standard of minimum 6%)	85.58%	77.81%
	Total Capital to Risk-weighted Asset Ratio	87.47%	79.80%
	Minimum CRAR %	12.50%	12.50%
	Surplus/ (Deficiency) %	74.97%	67.30%



Notes to the financial statements as at and for the year ended 31 December 2025 (continued)

Notes	Particulars	Amount in Taka	
		2025	2024
14	Revaluation reserve		
	Revaluation reserve arises from the revaluation of Treasury bills and bonds (HFT and HTM) in accordance with the DOS circular no. 5 dated 26 May 2008 and DOS(SR) 1153/120/2010 dated 8 December 2010.		
	Balance at the beginning of the year	2,909,680	2,047,968
	Add: Addition during the year	1,590,664	861,712
	Less: Adjustment during the year	-	-
		<u>4,500,344</u>	<u>2,909,680</u>
15	Surplus in profit and loss account		
	Balance at the beginning of the year	1,413,829,115	1,128,598,356
	Profit Transfer to Head Office	(326,622,503)	(361,481,798)
	Net (loss)/profit for the year	372,758,743	653,245,007
	Transferred to Capital	-	-
	Transferred to Start-Up Fund	(3,727,587)	(6,532,450)
	Balance at the end of the year	<u>1,456,237,768</u>	<u>1,413,829,115</u>
	*Includes Workers' Profit Participation Fund (WPPF) amounting Taka 282,744,601 has been kept as unremittable.		
16	Letters of guarantees		
	Balance for which the Bank is contingently liable in respect of guarantee issued favoring:		
	Directors	-	-
	Government	-	-
	Banks and other financial institutions	153,236,122	337,258,960
	Others	19,608,086	19,608,086
		<u>20,337,508</u>	<u>46,825,126</u>
		<u>193,181,716</u>	<u>403,692,172</u>
17	Irrevocable letters of credit		
	Usance		
	Sight	13,269,051	25,072,486
		<u>103,896,809</u>	<u>437,779,131</u>
		<u>117,165,860</u>	<u>462,851,617</u>
18	Income statement		
	Income		
	Interest, discount and similar income	2,886,598,900	2,980,010,189
	Fee, commission and brokerage	13,333,852	15,718,696
	Gains less losses arising from dealing in foreign currencies	73,032,346	282,730,897
	Other operating income	25,872,967	17,984,830
		<u>2,998,838,065</u>	<u>3,296,444,612</u>
	Expenses		
	Interest, fee and commission	1,497,429,242	1,416,561,263
	Administrative expenses	722,524,187	593,695,887
	Other operating expenses	63,425,490	61,735,576
	Depreciation on banking assets	103,561,235	99,545,810
		<u>2,386,940,154</u>	<u>2,171,538,536</u>
	Operating profit	<u>611,897,911</u>	<u>1,124,906,076</u>
19	Interest income/profit on investments		
	Interest on loans and advances	19.1	1,161,896,635
	Share of profit from financing and discounting	19.2	428,152,120
	Interest/profit on placements with banks	19.3	222,843,201
			<u>1,812,891,956</u>
			<u>1,844,531,292</u>



Notes to the financial statements as at and for the year ended 31 December 2025 (continued)

Notes	Particulars	Amount in Taka		
		2025	2024	
19.1	Interest on loans and advances			
	Current finance	356,130,894	397,299,680	
	Term finance	751,998,826	869,550,576	
	Trust receipt	14,272,153	4,597,984	
	Staff financing	2,928,898	2,658,783	
	Finance against EDF	114,705	2,382,643	
	Agriculture finance	36,221,152	36,019,100	
	Local bill discounted	230,007	559,006	
		1,161,896,635	1,313,067,772	
19.2	Share of profit from financing and discounting			
	Profit on diminishing musharkah	-	-	
	Murabaha financing - LPO	426,483,129	352,544,262	
	Profit on bill discounted	-	56,628	
	Profit against EDF	-	339,901	
	Murabaha income trust receipt	1,668,991	2,869,168	
		428,152,120	355,809,959	
19.3	Interest/profit on placements with banks			
	Interest from placement	197,895,700	159,852,755	
	Interest/profit from deposits with banks	24,947,501	15,800,806	
	Interest from reverse repo	-	-	
		222,843,201	175,653,561	
20	Interest paid/profit shared on deposits and borrowings etc.			
	Interest on deposits	20.1	845,330,853	992,022,481
	Profit shared on Mudaraba Deposit	20.2	490,566,655	253,472,204
	Interest on borrowings	20.3	154,847,623	163,341,829
	Interest on lease liabilities	20.4	6,684,111	7,724,749
			1,497,429,242	1,416,561,263
20.1	Interest on deposits			
	Savings account		109,250,196	128,222,908
	Royal profit deposit		19,966,520	54,133,140
	Term deposit		716,114,137	809,666,433
			845,330,853	992,022,481
20.2	Profit shared on mudaraba deposit			
	Mudaraba Savings Deposit		22,492,432	26,803,197
	Mudaraba royal profit deposit		6,135,831	4,206,359
	Mudaraba term deposit		461,938,392	222,462,648
			490,566,655	253,472,204
20.3	Interest on borrowings			
	Interest paid on borrowings		59,410,851	50,893,141
	Interest paid on Repo		95,436,772	112,448,688
			154,847,623	163,341,829
20.4	Interest on lease liabilities			
	Interest on lease liabilities		6,684,111	7,724,749
			6,684,111	7,724,749



Notes to the financial statements as at and for the year ended 31 December 2025 (continued)

Notes	Particulars	Amount in Taka	
		2025	2024
21	Investment income		
	Discount on treasury bill	640,109,387	859,828,614
	Mark-up on treasury bonds	412,204,206	196,947,379
	Profit/(Loss) on revaluation of T. Bond HFT	(359,467)	(217,917)
	Profit/(Loss) on revaluation of T-bill HFT	(939,761)	(782,590)
	Capital gain on treasury bills and Bangladesh Govt. Treasury Bonds	26,628,298	80,995,441
	Capital loss on treasury bills and Bangladesh Govt. Treasury Bonds	(3,935,719)	(1,292,030)
	Interest and amortization on securities	-	-
		1,073,706,944	1,135,478,897
22	Commission, exchange and brokerage		
	Fees, commission etc.	13,333,852	15,718,696
	Exchange gains	73,032,346	282,730,897
		86,366,198	298,449,593
23	Other operating income		
	Service charges recovered	3,401,998	3,645,705
	L/C amendment		
	Locker rent	2,114,600	2,513,100
	Charges	705,069	801,592
	Courier charges	684,089	456,952
	Cheque book charges	526,550	597,500
	Profit on sale of fixed assets	128,030	-
	Income from PF Fund Forfeiture A/C	654,226	-
	Bad Debts Recovered	13,061,670	4,607,780
	Others	4,596,735	5,362,201
		25,872,967	17,984,830
24	Salaries and allowances		
	Salaries & Allowances	227,384,431	212,204,191
	Housing allowance	72,224,248	64,736,081
	Conveyance allowance	16,927,515	15,312,136
	Car allowance	15,438,947	15,120,645
	Other allowances	645,500	642,511
	Festival bonus	47,967,174	42,032,399
	Performance bonus	47,475,800	48,529,085
	Provident fund	17,810,827	15,937,100
	Provision for gratuity	32,065,702	18,251,784
		477,940,144	432,765,932
25	Rent, taxes, insurance, electricity etc.		
	Taxes & VAT*	25.1	17,589,041
	Insurance		15,090,107
	Cleaning and maintenance		26,990,762
	Electricity and utilities		30,280,903
			24,904,077
			11,766,960
			11,909,405
			87,131,723
			78,894,351
	*Actual Rent Expense including VAT during the Year 2025: Tk. 109,039,680 (2024:Tk. 108,797,184)		
25.1	Taxes & VAT		
	Taxes & VAT		17,589,041
			15,090,107
			17,589,041
			15,090,107
26	Legal expenses		
	Legal fees and charges		857,300
	Consultancy fees		817,265
			7,552,623
			2,381,000
			8,409,923
			3,198,265

Notes to the financial statements as at and for the year ended 31 December 2025 (continued)

Notes	Particulars	Amount in Taka	
		2025	2024
27	Postage, stamps, telecommunication etc.		
	Postage and couriers	1,533,225	977,842
	Electronic mail and on-line connectivity	20,186,661	16,993,367
	Telegram, fax, telex, SWIFT and internet charge	2,875,043	1,889,793
	Telephone charges	879,019	1,024,777
		<u>25,473,948</u>	<u>20,885,779</u>
28	Stationery, printing, advertisement etc.		
	Stationery and printing	4,732,777	5,564,385
	Publicity and advertisement	859,500	915,500
		<u>5,592,277</u>	<u>6,479,885</u>
29	Country Head's salary and allowances		
	Salaries and Allowances	84,726,600	19,254,768
	Festival bonus	3,353,380	2,953,380
	Performance bonus	6,400,869	4,351,070
	The Bank's contribution to provident fund	1,514,468	1,497,858
	Car allowance	806,129	1,020,000
	Provision for gratuity	1,448,215	1,248,216
		<u>98,249,661</u>	<u>30,325,292</u>
30	Depreciation and repair of Bank's assets		
	Depreciation of Bank's Assets	8.1	103,561,235
	Repair and Maintenance of Bank's Assets	30.1	99,545,810
			<u>17,523,111</u>
			<u>121,084,346</u>
			<u>119,802,667</u>
30.1	Repair and maintenance of the Bank's assets		
	Furniture, fixture and fittings	427,052	525,069
	Rented premises	1,025,920	1,263,366
	Office equipment	4,619,417	3,577,237
	Computer maintenance	9,725,936	12,915,298
	Motor vehicles	1,724,786	1,975,887
		<u>17,523,111</u>	<u>20,256,857</u>
31	Other expenses		
	Bank charges, brokerage and commission	399,620	1,251,939
	Archiving	4,227,474	3,832,724
	Subscription and periodicals	251,878	3,218,655
	Entertainment	12,419,199	11,589,817
	Security	11,897,088	10,617,294
	Traveling and conveyance	6,727,494	7,455,493
	Car Fuel	13,908,492	12,155,074
	Card centre charges	11,320,688	9,895,652
	Others	2,273,557	1,718,928
		<u>63,425,490</u>	<u>61,735,576</u>
32	Provision for loans and advances/investments charged during the year		
	Provision for unclassified loans and advances/investments	32.1	(32,699,969)
	Provision for classified loans and advances/investments	32.2	(1,040,500)
			<u>8,330,512</u>
			<u>61,200,757</u>
			<u>(24,369,457)</u>
			<u>60,160,257</u>



Notes to the financial statements as at and for the year ended 31 December 2025 (continued)

Notes	Particulars	Amount in Taka	
		2025	2024
32.1	General provision		
	Provision made during the year		
	On general loans and advances/investments etc.	-	-
	On special general Provision loans - Covid 19	(199,969)	(40,500)
		<u>(199,969)</u>	<u>(40,500)</u>
	Reversal of provision	(32,500,000)	(1,000,000)
		<u>(32,699,969)</u>	<u>(1,040,500)</u>
32.2	Specific provision		
	Specific provision made during the year	12,017,327	63,292,333
	Reversal of provision	(3,686,815)	(2,091,576)
		<u>8,330,512</u>	<u>61,200,757</u>
32.3	Provision for Rebate on Good Borrowers		
	Opening Balance	-	47,700,000
	Provision made during the year	-	-
	Reversal of provision	-	(47,700,000)
		<u>-</u>	<u>-</u>
33	Tax expenses		
	Current tax expenses	270,303,759	482,971,873
	Deferred tax (credit)	(12,795,134)	(15,771,061)
		<u>257,508,625</u>	<u>467,200,812</u>
33.1	Current tax expenses		
	Current year	270,303,759	482,971,873
	Changes in estimates related to prior years	-	-
		<u>270,303,759</u>	<u>482,971,873</u>
33.2	Reconciliation of effective tax rate:		
		2025	2024
		% Taka	% Taka
	Profit before income tax as per profit and loss account	630,267,368	1,120,445,819
	Income tax as per applicable tax rate	40% 252,106,947	40% 448,178,328
	Factors affecting the tax charge for current period		
	Inadmissible expenses	13% 80,507,044	8% 91,633,606
	Admissible expenses in the current year	-10% (65,075,892)	-7% (78,118,249)
	Tax exempted income	0% -	0% -
	Tax savings from reduced tax rates for dividend	0% -	0% -
	Tax loss/(savings) from reduced tax rates for capital gain	0% -	0% -
	Changes in estimates related to prior years	0% 2,765,659	2% 21,278,188
	Effect of deferred tax	-2% (12,795,134)	-1% (15,771,061)
	Total tax expenses (credit)	41% 257,508,625	42% 467,200,812



Notes to the financial statements as at and for the year ended 31 December 2025 (continued)

Notes	Particulars	Amount in Taka	
		2025	2024

33.3 Uncertainty over income tax treatment

Though it appears that the Bank has tax file open since 2009 for various grounds mainly interpretation of laws and the treatment. The appeal filed at different level from Commissioner of Taxes Appeal to Honorable High Court Division. Where, we did not receive proper judgement through appeal from tax department, we preferred appeal before Appellate Tribunal. Under the Appeals filed so far, we have both refund claim from Tax office and tax claim from tax department as well. However, we are reviewing all pending tax claim every year and kept provision BDT 2,655,835,382 against tax liabilities of BDT 2,541,156,900 based on Tax consultant's assessment. The bank believes that its provision for tax liabilities are adequate for all open tax years based on its assessment of many factors, including interpretations of tax law and prior experience. Please refer to Annexure V for details.



Notes to the financial statements as at and for the year ended 31 December 2025 (continued)

34 Related party disclosures

i. Transactions with key management personnel

Key management personnel compensation for the year comprised:

Short-term employee benefits	120,610,983
Provident fund	5,114,781
Gratuity	3,984,950
	207,362,159
	129,196,435

ii. Related party transactions

Name of organization	Balance Type	Opening balance on 01 January 2025	Deposit made/Loan disbursed	Deposit withdrawn/ Loan recovery	Interest paid on Deposit/ Interest charged on loan	Interest payable as at 31 December 2025	VAT/Excise Duty paid during the year	Fees/ Commission charged	Closing balance on 31 December 2025
Bank Alfalah Bahrain	Term Placement	2,449,750,000	-	(370,728,200)	-	-	-	-	2,079,021,800
Bank Alfalah Karachi	Nostro Account	1,083,551	25,347	-	-	-	-	-	1,108,898
Bank Alfalah Karachi, Conventional	Vostro Deposit	11,565,376	1,804,904,231	(1,780,848,003)	-	-	(50,625)	(607)	35,570,372
Bank Alfalah Karachi, Islamic	Vostro Deposit	191,571,848	423,186,011	(589,859,398)	-	-	(50,625)	(607)	24,847,230



35 Number of employees

The number of employees engaged for the whole year or part thereof who received a total yearly remuneration of Taka 36,000 or above were 174 (2024:183).

36 Highlights on the overall activities

Highlights on the overall activities of the Bank have been furnished in Annexure I.

37 Employee related fraud

There was no fraud occurred/reported to Bangladesh Bank during the year 2025 which may indicate the involvement of the Bank's employees. The Bank monitors its employees' performance and established controls to mitigate such risk if exist.

38 Events after the reporting period

There is no significant events after balance sheet date that may affect financial statements of the Company for the year ended 31 December 2025.

39 Others

In the year 2024, a non-binding indicative offer was received from Bank Asia Limited, Bangladesh ("Bank Asia") to acquire the Bank's Bangladesh Operations (assets and liabilities) and Bank Asia commenced due diligence after necessary regulatory approvals. The Board of Directors of Bank Alfalah Limited, Pakistan ("the Bank") had accorded its approval to sell the Bank's Bangladesh Operations to Bank Asia PLC in the year 2025.

During the current period, shareholders of the Bank in the Annual General Meeting held on March 26, 2026 approved the sale of Bank's Bangladesh Operations to Bank Asia PLC and shareholders of the Bank Asia PLC also approved the transaction in their Extraordinary General Meeting held on April 12, 2026 subject to regulatory approvals and compliance with applicable laws, rules and regulations.



Bank Alfalah Limited
Bangladesh Operations
Highlights on the overall activities
As at and for the year ended 31 December 2025

Sl. No.	Particulars	Notes	Amount in Tk	
			2025	2024
1	Paid-up capital (Fund from head office)	13	5,109,351,408	5,097,454,821
2	Total capital	13.1	6,300,458,028	6,566,979,036
3	Capital surplus	13.1	1,300,458,028	1,566,979,036
4	Total assets		32,119,900,726	35,406,624,795
5	Total deposits	11	20,965,463,518	23,768,981,345
6	Total loans and advances/investments	7	13,049,558,014	16,187,018,123
7	Total contingent liabilities and commitments		2,680,923,028	1,224,068,205
8	Credit/investment deposit ratio		62.24%	68.10%
9	Percentage of classified loans/investments against total loans and advances/investments		2.54%	1.98%
10	Operating Profit/Profit before provision		611,897,911	1,124,906,076
11	(Loss)/profit after tax and provision		372,758,743	653,245,007
12	Amount of classified loans/investments	7.8	332,012,013	321,231,716
13	Provisions kept against classified loans/investments	12.1	260,449,669	252,119,157
14	Provision surplus/(deficit) against classified loans/investments	12.1 & 7.9	100,065,694	0
15	Cost of fund		6.69%	5.91%
16	Interest earning assets		25,674,773,577	30,883,954,969
17	Non-interest earning assets		6,445,127,149	4,522,669,826
18	Return on investment (ROI)		9.66%	9.44%
19	Return on assets (ROA) [PAT/ Average assets]		1.20%	2.02%
20	Income from investment	21	1,073,706,944	1,135,478,897



Bank Alfalah Limited
Bangladesh Operations
Liquidity Statement
(Analysis of maturity of assets and liabilities)
As at 31 December 2025

Particulars	Amount in Tk					
	Up to 1 month	1-3 months	3-12 months	1-5 years	Above 5 years	Total
Assets						
Cash	3,447,236,132	-	-	-	520,461,408	3,967,697,540
Balance with other banks and financial institutions	-	3,237,224,644	-	-	-	3,237,224,644
Money at call on short notice	600,000,000	-	-	-	-	600,000,000
Investments	241,600	4,540,214,508	1,360,708,617	1,846,541,099	720,692,903	8,468,398,727
Loans and advances / investments	318,058,270	10,629,769,746	1,989,670,046	74,979,607	37,080,345	13,049,558,014
Fixed assets including premises, furniture and fixtures	-	-	-	-	153,759,159	153,759,159
Other assets	1,046,728	5,748,900	302,963,233	2,333,503,781	-	2,643,262,642
Non banking assets	-	-	-	-	-	-
Total assets	4,366,582,731	18,412,957,798	3,653,341,896	4,255,024,487	1,431,993,815	32,119,900,726
Liabilities						
Borrowings from Bangladesh Bank, other banks, financial institutions and agents	733,772,400	-	-	39,705,409	-	773,477,809
Deposits	2,905,167,961	4,280,263,548	5,119,071,141	8,660,960,868	-	20,965,463,518
Provision and other liabilities	37,499,918	390,904,680	-	509,867,557	2,872,597,724	3,810,869,879
Total liabilities	3,676,440,279	4,671,168,228	5,119,071,141	9,210,533,834	2,872,597,724	25,549,811,206
Net liquidity gap	690,142,452	13,741,789,570	(1,465,729,245)	(4,955,509,347)	(1,440,603,909)	6,570,089,520



Bank Alfalah Limited
Bangladesh Operations
Balance with other banks - Outside Bangladesh (Nostro Accounts)
As at 31 December 2025

Name of the Bank	Currency type	2025			2024		
		FC amount	Exchange Rate	Equivalent BDT	FC amount	Exchange Rate	Equivalent BDT
Standard Chartered Bank, New York	USD	9,212,870	122.2954	1,126,691,561	1,329,703	119.5000	158,899,455
Standard Chartered Bank, Mumbai	ACUD	51,486	122.2954	6,296,503	278,528	119.5000	33,284,106
Bank Alfalah Limited, Karachi	ACUD	9,067	122.2954	1,108,898	9,067	119.5000	1,083,551
Standard Chartered Bank, London	GBP	14,730	165.2518	2,434,164	4,141	154.7605	640,905
Standard Chartered Bank, Frankfurt	EURO	709	143.9777	102,097	7,282	128.2293	933,721
Standard Chartered Bank, Tokyo	JPY	57,630	0.7837	45,162	12,521	0.7793	9,758
				1,136,678,385			194,851,496

Balance with other banks - Outside Bangladesh (Term Placement)
As at 31 December 2025

Name of the Bank	Currency type	2025			2024		
		FC amount	Exchange Rate	Equivalent BDT	FC amount	Exchange Rate	Equivalent BDT
Bank Alfalah Limited, Bahrain	USD	17,000,000	122.2954	2,079,021,800	20,500,000	119.5000	2,449,750,000
				2,079,021,800			2,449,750,000
Total Outside Bangladesh				3,215,700,185			2,644,601,496



Bank Alfalah Limited
Bangladesh Operations
Currency Analysis
As at 31 December 2025

The table below summarizes the currency-wise analysis of assets and liabilities as at 31 December 2025. The Bank's assets and liabilities are included in their carrying amounts in Bangladesh Taka(BDT), broken down by currency.

Particulars	Taka	Balance as at 31 December 2025				Total in Tk
		Equivalent BDT of USD	Equivalent BDT of GBP	Equivalent BDT of EURO	Equivalent BDT of JPY	
Asset						
Cash in hand	179,893,923	9,138,524	-	-	-	189,032,447
Balance with Bangladesh Bank and its agent bank	3,708,428,395	70,229,537	6,628	-	532	3,778,665,093
Balance with other banks and financial institutions	21,524,459	3,213,118,762	2,434,164	102,097	45,162	3,237,224,644
Money at call on short notice	600,000,000	-	-	-	-	600,000,000
Investments	8,468,398,727	-	-	-	-	8,468,398,727
Loans and advances	13,049,558,014	-	-	-	-	13,049,558,014
Fixed assets	153,759,159	-	-	-	-	153,759,159
Other assets	2,642,549,248	713,394	-	-	-	2,643,262,642
Non-banking assets	-	-	-	-	-	-
Total assets	28,824,111,925	3,293,200,217	2,440,792	102,097	45,694	32,119,900,726
Liabilities						
Borrowings from other banks, financial Institutions and agents	39,705,409	733,772,400	-	-	-	773,477,809
Deposit	20,738,936,716	226,259,259	224,412	43,131	-	20,965,463,518
Other liabilities	3,810,567,521	302,358	-	-	-	3,810,869,879
Total liabilities	24,589,209,646	960,334,017	224,412	43,131	-	25,549,811,206
Net position	4,234,902,280	2,332,866,200	2,216,380	58,966	45,694	6,570,089,520

Bank Alfalah Limited
Bangladesh Operations
Statement of Tax Position
As at 31 December 2025

Tax files up to Income Year 2008, 2014 and 2017 have been settled. Status of rest of the years are as follows:

Income year	Assessment year	Tax paid with return and ADR during appeal / deducted at source / minimum tax	Tax Liability as per return	Additional tax liability after assessment	Total Tax liability	Provision held as per Financial Statements	Status
2009	2010-2011	9,027,702	5,325,000	(35,522,659)	(30,197,659)	5,325,000	Under appeal
2010	2011-2012	16,850,346	4,516,323	(7,493,119)	(2,976,796)	31,123,312	Under appeal
2011	2012-2013	18,328,607	4,718,678	51,149,129	55,867,807	49,182,085	Under appeal
2012	2013-2014	12,370,679	6,216,162	43,994,519	50,210,681	50,210,681	Under appeal
2013	2014-2015	83,927,345	71,561,461	39,339,191	110,900,652	121,024,996	Under appeal
2015	2016-2017	167,355,008	159,037,342	27,484,086	186,521,428	192,308,206	Under appeal
2016	2017-2018	138,694,270	123,875,855	18,254,658	142,130,513	183,149,596	Under appeal
2018	2019-2020	210,921,748	201,123,624	19,979,069	221,102,693	201,123,624	Under appeal
2019	2020-2021	218,527,589	214,687,991	7,649,132	222,337,123	216,991,749	Under appeal
2020	2021-2022	211,424,260	211,424,260	15,324,672	226,748,932	211,424,260	Under appeal
2021	2022-2023	134,590,080	134,590,079	1,031,381	135,621,460	134,590,080	Under appeal
2022	2023-2024	227,128,891	227,128,891	-	227,128,891	231,409,920	Tax Return submitted on time
2023	2024-2025	280,971,873	280,971,873	-	280,971,873	280,971,873	Tax Return submitted on time
2024	2025-2026	447,251,202	447,251,202	-	447,251,202	479,000,000	Tax Return submitted on time
2025	2026-2027	156,209,182	267,538,100	-	267,538,100	268,000,000	Return to be submitted within due date
Total	-	2,333,578,782	2,359,966,840	181,190,060	2,541,156,900	2,655,835,382	



Bank Alfalah Limited
Motijheel Islamic Banking Branch
Financial statements
as at and for the year ended 31 December 2025

Bank Alfalah Limited, Bangladesh Operations
Motijheel Islamic Banking Branch
Balance Sheet
As at 31 December 2025

Particulars	Notes	Amount in Taka	
		2025	2024
Property and assets			
Cash	1	2,280,980,378	254,197,474
Cash In hand (including foreign currencies)		46,779,906	40,991,384
Balance with Bangladesh Bank and its agent bank (s) (including foreign currencies)		2,234,200,472	213,206,090
Balance with other banks and financial institutions	2	-	-
In Bangladesh		-	-
Outside Bangladesh		-	-
Placement with banks and other financial institutions		-	-
Investments in shares and securities		-	-
Government (Prize Bond)		-	-
Others		-	-
Investments	3	3,836,413,814	4,137,838,898
General investments etc.		3,836,413,814	4,137,838,898
Bills purchased and discounted		-	-
Fixed assets including premises, furniture and fixtures	4	31,725,130	459,817
Other assets	5	1,882,896,606	1,789,969,603
Non-banking assets		-	-
Total property and assets		8,032,015,928	6,182,465,792
Liabilities and capital			
Liabilities			
Placement from banks and other financial institutions		-	-
Deposits and other accounts	6	7,722,755,981	5,984,385,953
Al-wadeeah current and other deposit accounts		492,212,288	654,163,201
Bills payable		1,803,701	1,354,724
Mudaraba saving deposits		1,668,438,782	1,180,946,708
Mudaraba term deposits		5,560,301,210	4,147,921,320
Other liabilities	7	309,259,947	198,079,839
Differed tax liabilities/(assets)		-	-
Total liabilities		8,032,015,928	6,182,465,792
Capital/shareholders' equity		-	-
Retained earnings	8	-	-
Total shareholders' equity		-	-
Total liabilities and shareholders' equity		8,032,015,928	6,182,465,792

The annexed notes 1 to 26 form an integral part of these financial statements.



Abu Noyem Md. Khasru
Head of Finance



Eiman Sarfraz
Country Operations Head



Ijaz Muhammad Chaudhry
Country Head In-Charge

Signed as per our annexed report of even date.

Signed for & on behalf of
MABS & J Partners
Chartered Accountants



Nasir Uddin Ahmed

FCA, FCS, CGMA (AICPA), ACMA (UK), FCA (England & Wales)
Additional Managing Partner
ICAB Enrollment No: 535

Place: Dhaka, Bangladesh
Dated: **26 APR 2026**

Bank Alfalah Limited, Bangladesh Operations
Motijheel Islamic Banking Branch
Off-balance Sheet
As at 31 December 2025

Particulars	Notes	Amount in Taka	
		2025	2024
Off balance sheet items			
Contingent liabilities			
Acceptances and endorsements		32,194,264	32,986,970
Letters of guarantee	9	117,355,262	301,378,100
Irrevocable letters of credit (including back to back bills)	10	19,939,041	103,499,566
Bills for collection		39,449,300	69,323,891
Value of Bangladesh Sanchaypatra		-	-
Total		208,937,867	507,188,527
Other commitments			
Documentary credits and short term trade-related transactions		-	-
Forward assets purchased and forward deposits placed		-	-
Undrawn note issuance and revolving underwriting facilities		-	-
Undrawn formal standby facilities, credit lines and other commitments		-	-
Total		-	-
Total off-balance sheet items including contingent liabilities		208,937,867	507,188,527

The annexed notes 1 to 26 form an integral part of these financial statements.


 Abu Noyem Md. Khasru
 Head of Finance


 Eiman Sarfraz
 Country Operations Head


 Ijaz Muhammad Chauhdry
 Country Head In-Charge

Signed as per our annexed report of even date.

Signed for & on behalf of
MABS & J Partners
 Chartered Accountants

Nasir Uddin Ahmed
 FCA, FCS, CGMA (AICPA), ACMA (UK), FCA (England & Wales)
Additional Managing Partner
 ICAB Enrollment No: 535

Place: Dhaka, Bangladesh
 Dated: 26 APR 2026


Bank Alfalah Limited, Bangladesh Operations
Motijheel Islamic Banking Branch
Profit and Loss Account
For the year ended 31 December 2025

Particulars	Notes	Amount in Taka	
		2025	2024
Investment income	12	428,346,931	355,916,022
Profit paid on deposits	13	(491,878,817)	(253,990,375)
Net investment income		(63,531,887)	101,925,647
Income from investment in shares/securities	14	-	-
Commission, exchange and brokerage	15	(58,105,434)	116,009,522
Other operating income	16	2,892,614	2,733,613
Total operating income (a)		(118,744,707)	220,668,782
Salaries and allowances	17	20,840,404	18,993,294
Rent, taxes, insurance, electricity etc.	18	7,128,377	7,174,303
Legal & Professional expenses		-	-
Postage, stamps, telecommunication etc.	19	2,730,707	1,922,253
Stationery, printing, advertisement etc.	20	777,160	906,025
Shariah supervisory committee's fees and expenses		-	-
Auditors' fees		-	-
Depreciation and repair to bank's assets	21	11,076,251	11,261,051
Zakat expenses		-	-
Other expenses	22	5,058,619	4,964,839
Total operating expenses (b)		47,611,518	45,221,765
Profit before provision (c = a-b)		(166,356,225)	175,447,017
Provision for investments		(1,809,384)	3,158,980
General provision	7.1	(1,809,384)	3,158,980
Specific provision	7.1	-	-
Provision for off-balance sheet items	7.2	(4,907,938)	(3,587,373)
Provision for diminution in value of investments in shares		-	-
Other provisions		-	-
Total provision (d)		(6,717,322)	(428,393)
Total profit before tax (e = c-d)		(159,638,903)	175,875,410
Provision for taxation:			
Current tax expense		-	-
Deferred tax expense / (income)		-	-
Total provision for taxation		-	-
Net profit/(loss) after tax		(159,638,903)	175,875,410

The annexed notes 1 to 26 form an integral part of these financial statements.


Abu Noyem Md. Khasru
Head of Finance


Eiman Sarfraz
Country Operations Head


Ijaz Muhammad Chaudhry
Country Head In-Charge

Signed as per our annexed report of even date.

Signed for & on behalf of
MABS & J Partners
Chartered Accountants


Nasir Uddin Ahmed
FCA, FCS, CGMA (AICPA), ACMA (UK), FCA (England & Wales)
Additional Managing Partner
ICAB Enrollment No: 535

Place: Dhaka, Bangladesh
Dated: **26 APR 2026**

Bank Alfalah Limited, Bangladesh Operations
Motijheel Islamic Banking Branch
Statement of Changes in Equity
For the year ended 31 December 2025


Particulars	Amount in Tk		
	Fund deposited with Bangladesh Bank	Surplus in profit and loss account	Total equity
Balance as at 1 January 2025	-	-	-
Net profit/(loss) for the period	-	(159,638,903)	(159,638,903)
Transferred to Bangladesh country office	-	159,638,903	159,638,903
Balance as at 31 December 2025	-	-	-


For the year ended 31 December 2024

Particulars	Amount in Tk		
	Fund deposited with Bangladesh Bank	Surplus in profit and loss account	Total equity
Balance as at 1 January 2024	-	-	-
Net profit/(loss) for the period	-	175,875,410	175,875,410
Transferred to Bangladesh country office	-	(175,875,410)	(175,875,410)
Balance as at 31 December 2024	-	-	-

The annexed notes 1 to 26 form an integral part of these financial statements.


Abu Noyem Md. Khasru
Head of Finance


Eiman Saffraz
Country Operations Head


Ijaz Muhammad Chaudhry
Country Head In-Charge



Bank Alfalah Limited, Bangladesh Operations
Motijheel Islamic Banking Branch
Cash Flow Statement
For the year ended 31 December 2025

Particulars	Amount in Taka	
	2025	2024
Cash flows from operating activities		
Investment income receipts in cash	428,346,931	355,916,022
Profit paid on deposits	(434,565,792)	(250,920,667)
Fees and commission receipts in cash	7,171,155	7,284,319
Recoveries on loans previously written-off	-	-
Cash payments to employees	(20,840,404)	(18,993,294)
Cash payments to suppliers	(10,591,910)	(9,933,923)
Income taxes paid	-	-
Receipts from other operating activities	(62,383,975)	111,458,816
Payments for other operating activities	(5,820,450)	(5,554,509)
	(98,684,446)	189,256,764
Operating profit/(loss) before changes in operating assets and liabilities		
Increase/decrease in operating assets and liabilities		
Statutory deposits	-	-
Purchase/sale of trading securities	-	-
Investments to customers	301,425,084	(356,745,340)
Other assets	66,711,900	(1,150,755,182)
Deposits and other accounts from other banks	525,753,258	(193,864,977)
Deposits and other accounts from customers	1,212,616,770	1,477,486,198
Other liabilities	18,960,338	46,776,873
Cash generated from/(used in) operating assets and liabilities	2,125,467,350	(177,102,428)
Net cash inflow/(outflow) from operating activities	2,026,782,904	12,154,336
Cash flows from investing activities		
Proceeds from sale/redemption of securities	-	-
Payment for purchase of securities	-	-
Purchase of fixed assets	-	(194,575)
Sale of fixed assets	-	-
Net cash (used in)/from investing activities	-	(194,575)
Cash flows from financing activities	-	-
Net increase/(decrease) in cash and cash equivalents	2,026,782,904	11,959,761
Cash and cash equivalents at beginning of the year	254,197,474	242,237,713
Cash and cash equivalents at end of the year	2,280,980,378	254,197,474
Cash in hand (including foreign currencies)	46,779,906	40,991,384
Balance with other banks and financial institutions	-	-
Balance with Bangladesh Bank and its agent bank (including foreign currencies)	2,234,200,472	213,206,090
Placement from banks and other financial institutions	-	-
	2,280,980,378	254,197,474

The annexed notes 1 to 26 form an integral part of these financial statements.



Abu Noyem Md. Khasru
Head of Finance



Eiman Sarfraz
Country Operations Head



Ijaz Muhammad Chaudhry
Country Head In-Charge



Notes to the financial statements as at and for the year ended 31 December 2025

Notes	Particulars	Amount in Taka	
		2025	2024
1	Cash		
	Cash in hand (Including foreign currency)	46,779,906	40,991,384
	Balance with Bangladesh Bank and its agent bank(s) (including foreign currencies)	2,234,200,472	213,206,090
		2,280,980,378	254,197,474
1.1	Cash in hand		
	Local currency	43,304,026	37,463,505
	Foreign currencies	3,475,880	3,527,879
		46,779,906	40,991,384
1.2	Balance with Bangladesh Bank and its agent bank(s)		
	Local currency	2,234,200,472	213,206,090
	Foreign currencies	-	-
		2,234,200,472	213,206,090
1.a	Cash Reserve Requirement (CRR) for Islamic Banking		
	4% of average Demand and Time Liabilities		
	Required reserve	258,139,617	198,048,581
	Actual reserve held	2,234,159,612	213,366,460
	Surplus	1,976,019,995	15,317,879
	Actual reserve held	34.62%	4.66%
1.b	Statutory Liquidity Requirement (SLR) for Islamic Banking		
	5.5% of required Average Demand and Time Liabilities:		
	Required reserve	354,941,973	272,316,799
	Actual reserve held	2,022,799,900	272,328,799
	Surplus	1,667,857,927	12,000
	Actual reserve held	31.34%	5.95%
	Held for Statutory Liquidity Requirement:		
	Cash in hand	46,779,906	40,991,384
	Excess of daily reserve	1,976,019,995	15,317,879
	Other Eligible Securities	-	157,070,000
	Foreign currency used in BDT	-	58,949,536
		2,022,799,900	272,328,799
2	Balance with other banks and financial institutions		
	In Bangladesh	-	-
	Outside Bangladesh	-	-
		-	-



Notes to the financial statements as at and for the year ended 31 December 2025

Notes	Particulars	Amount in Taka	
		2025	2024
3	Investments		
	General investments etc.	3.1	3,836,413,814
	Bills purchased and discounted	3.9	-
			3,836,413,814
3.1	General investments etc.		
	In Bangladesh		
	Murabaha (LPO)		3,108,413,814
	Trust receipts		33,640,257
	Spot Murabaha		728,000,000
			3,836,413,814
	Outside Bangladesh		-
			3,836,413,814
3.2	Maturity-wise grouping		
	Repayable On demand		36,575,616
	Not more than 3 months		2,651,246,731
	More than 3 months but not more than 1 year		1,185,167,083
	More than 1 year but not more than 5 years		-
	More than 5 years		-
			3,836,413,814
3.3	Investments on the basis of significant concentration		
	Advances to Chief executive, other Senior executives and other Officers		-
	Industrial loans and advances		3,836,413,814
			3,836,413,814
3.4	Industry-wise classification of investments		
		2025	2024
		% of Total Loan	BDT
		% of Total Loan	BDT
	Agri Business	0.00%	-
	Cement	0.04%	1,437,500
	Chemicals	0.00%	-
	Food & Personal Care Products	56.58%	2,170,758,750
	Manufacturing & sale of Domestic Appliances	4.34%	166,666,667
	Others/Miscellaneous	0.00%	-
	Pharmaceuticals	0.03%	997,500
	Printing & Publishing	0.78%	30,030,000
	Textile Composite / Garments Manufacturing	2.96%	113,523,398
	Textile Spinning	18.98%	728,000,000
	Vanaspati & Allied Industries	16.29%	625,000,000
		100%	3,836,413,814
			100%
			4,137,838,898
3.5	Geographical location-wise investments		
		2025	2024
		% of Total Loan	BDT
		% of Total Loan	BDT
	Dhaka Division	100%	3,836,413,814
	Chittagong Division	0%	-
	Sylhet Division	0%	-
		100%	3,836,413,814
			100%
			4,137,838,898



3.6 Grouping of investments as per classification rules of Bangladesh Bank

	2025		2024	
	% of Total Loan	BDT	% of Total Loan	BDT
Unclassified:				
Standard including staff murabaha	100.00%	3,836,413,814	100.00%	4,137,838,898
Special Mention Account (SMA)	0.00%	-	0.00%	-
	100.00%	3,836,413,814	100.00%	4,137,838,898
Classified:				
Substandard	0.00%	-	0.00%	-
Doubtful	0.00%	-	0.00%	-
Bad or loss	0.00%	-	0.00%	-
	0.00%	-	0.00%	-
	100%	3,836,413,814	100%	4,137,838,898

3.7 Particulars of required provision for investments

	2025		2024	
	Base for Provision	Required provision	Base for Provision	Required provision
Unclassified:				
Standard (Other than SME)	3,722,890,417	37,228,904	3,977,190,011	39,771,900
Standard (SME)	113,523,398	1,135,234	160,648,887	401,622
Standard (Agri Loan)	-	-	-	-
Special Mention Account (SMA)	-	-	-	-
	3,836,413,814	38,364,138	4,137,838,898	40,173,522
Classified:				
Substandard	-	-	-	-
Doubtful	-	-	-	-
Bad or loss	-	-	-	-
	-	-	-	-
	3,836,413,814	38,364,138	4,137,838,898	40,173,522
Total provision maintained (Shortfall)/Surplus provision		38,364,138		40,173,522
		-		-

3.8 Particulars of investments

i) Investments considered good in respect of which the banking company is fully secured	3,836,413,814	4,137,838,898
ii) Investments considered good against which the banking company holds no security other than the debtor's personal guarantee;	-	-
iii) Investments considered good and secured by personal undertakings of one or more parties in addition to the personal guarantee of the debtor;	-	-
iv) Investments adversely classified; provision not maintained there against;	-	-
	3,836,413,814	4,137,838,898
v) Investments due by directors or officers of the banking company or any of these either separately or jointly with any other person	-	-
vi) Investments due by companies or firms in which the directors of the banking company have interests as directors, partners or managing agents or, in the case of private companies as members	-	-
vii) Maximum total amount of Investments including temporary advances made at any time during the year to directors or managers or officers of the banking company or any of them either separately or jointly with any other persons	-	-
viii) Maximum total amount of Investments including temporary advances granted during the year to the companies or firms	-	-

in which the directors of the banking company have interests as directors, partners or managing agents or in the case of private companies as members

ix) Due from Banking Companies	-	-
x) Amount of Classified Investment on which Profit has not been charged:	-	-
(a) Movement of Classified Investments:		
Opening balance	-	-
Increase/(Decrease) during the year	-	-
Closing balance	-	-
(b) Provision against the Investment classified as bad/loss at the date of balance sheet	-	-
(c) Amount of profit charged in suspense account	-	-
xi) Investments written off:	-	-
- Current Year	-	-
- Cumulative to-date	55,314,465	55,314,465
- Amount of written off loans for which lawsuit has filed	55,314,465	55,314,465

3.9 Bills purchased and discounted

Bills purchased and discounted excluding treasury bills:

In side Bangladesh	-	-
Outside Bangladesh	-	-
	-	-
	-	-

3.10 Maturity grouping of bills discounted and purchased

Payable within one month	-	-
Over 1 month but less than 3 months	-	-
Over 3 months but less than 6 months	-	-
6 months or more	-	-
	-	-
	-	-



Notes to the financial statements as at and for the year ended 31 December 2025

Notes	Particulars	Amount in Tk	
		2025	2024
4	Fixed assets including premises, furniture and fixtures		
	Fixed assets including premises, furniture and fixtures	284,300	459,817
	Right of use assets	31,440,830	-
		31,725,130	459,817

4.1 Fixed assets including premises, furniture and fixtures

Cost	Motor vehicles	Computer and accessories	Office equipment	Staff equipment	Furnitures and fixtures	Leasehold improvement	Total
Balance as at 1 January 2024	1,890,000	13,387,105	10,835,494	13,500	20,294,987	3,212,018	49,633,104
Additions	-	-	194,575	-	-	-	194,575
Disposals	-	-	-	-	-	-	-
Balance as at 31 December 2024	1,890,000	13,387,105	11,030,069	13,500	20,294,987	3,212,018	49,827,679
Balance as at 1 January 2025	1,890,000	13,387,105	11,030,069	13,500	20,294,987	3,212,018	49,827,679
Additions	-	-	-	-	-	-	-
Disposals	-	-	-	-	-	-	-
Balance as at 31 December 2025	1,890,000	13,387,105	11,030,069	13,500	20,294,987	3,212,018	49,827,679
Accumulated depreciation							
Balance as at 1 January 2024	1,889,999	13,092,116	10,746,677	13,500	20,239,885	3,185,285	49,167,462
Depreciation	-	83,937	66,361	-	23,372	26,730	200,400
Disposals	-	-	-	-	-	-	-
Balance as at 31 December 2024	1,889,999	13,176,053	10,813,038	13,500	20,263,257	3,212,015	49,367,862
Balance as at 1 January 2025	1,889,999	13,176,053	10,813,038	13,500	20,263,257	3,212,015	49,367,862
Depreciation	-	83,936	76,179	-	15,401	1	175,517
Disposals	-	-	-	-	-	-	-
Balance as at 31 December 2025	1,889,999	13,259,989	10,889,217	13,500	20,278,658	3,212,016	49,543,379
Carrying amounts							
At 1 January 2025	1	294,989	88,817	-	55,102	26,733	465,642
At 31 December 2024	1	211,052	217,031	-	31,730	3	459,817
At 31 December 2025	1	127,116	140,852	-	16,329	2	284,300



Notes to the financial statements as at and for the year ended 31 December 2025

Notes	Particulars	Amount in Taka	
		2025	2024
4.2	Right of use assets		
	Cost		
	Balance at 1 January	-	32,218,378
	Additions	47,161,250	-
	Adjustments	-	(32,218,378)
		47,161,250	-
	Accumulated depreciation		
	Balance at 1 January	-	16,109,184
	Depreciation	10,138,903	10,470,981
	Adjustments	5,581,517	(26,580,165)
		15,720,420	-
	Carrying amounts	31,440,830	-
5	Others assets		
	Income generating other assets	-	-
	Non-income generating other assets		
	i) Investment in shares of subsidiary companies:		
	- In Bangladesh	-	-
	- Outside Bangladesh	-	-
	ii) Stationery, stamps, printing materials, etc.	122,520	20,440
	iii) Advance rent and advertisement	-	-
	iv) Profit receivables	5.1	-
	v) Security deposits	-	-
	vi) Preliminary, formation and organizational expenses, renovation, development and prepaid expenses	-	-
	vii) Branch adjustment	1,880,757,630	1,778,733,636
	viii) Suspense account	-	-
	ix) Others	5.2	11,215,527
		2,016,456	11,215,527
		1,882,896,606	1,789,969,603
		1,882,896,606	1,789,969,603
5.1	Profit receivables		
	Profit Receivable from placement with Banks	-	-
	Mark up receivables on bill purchased and discounted	-	-
		-	-
5.2	Others		
	Other Receivable	-	569,250
	Sundry debtors miscellaneous (Receivable from Bangladesh Bank)	2,016,456	10,646,277
		2,016,456	11,215,527
6	Deposits and other accounts		
	Al-wadeeah current and other deposit accounts	6.1	654,163,201
	Bills payable	6.2	1,354,724
	Mudaraba savings deposits	6.3	1,180,946,708
	Mudaraba term deposits	6.4	4,147,921,320
		7,722,755,981	5,984,385,953



Notes to the financial statements as at and for the year ended 31 December 2025

Notes	Particulars	Amount in Taka	
		2025	2024
6.1	Al-wadeeah current and other deposit accounts		
	Al-wadeeah current deposits	239,460,523	235,585,026
	Alfalah Udyog Current Account	29,789,002	10,190,616
	Foreign currency deposits	96,108,597	215,829,301
	Sundry deposits	126,854,166	192,558,258
		492,212,288	654,163,201
6.1.1	Sundry deposits		
	Margin Accounts - Local Currency	8,580,347	36,829,155
	Margin Accounts - Foreign Currency	118,158,324	155,729,103
	Margin - Export	115,495	-
		126,854,166	192,558,258
6.2	Bills payable		
	Payment order - Inside Bangladesh	1,658,419	1,213,334
	Demand draft payable - Inside Bangladesh	145,282	141,390
		1,803,701	1,354,724
6.3	Mudaraba savings deposits		
	Special Notice Deposit (SND)	401,130,831	330,097,638
	Alfalah Salary Account (ASA)	1,923,356	7,021,830
	Alfalah Rising Star (ARS)	5,871,174	5,763,990
	Alfalah Premium Plus (APP)	188,150,276	189,288,761
	Saving Deposits	440,615,135	509,741,592
	Mudaraba Royal Profit deposits	630,748,010	139,032,897
		1,668,438,782	1,180,946,708
6.4	Mudaraba term deposits		
	Mudaraba Term Deposit (MTDR)	5,560,301,210	4,147,921,320
		5,560,301,210	4,147,921,320
		7,222,755,981	5,984,385,953
6.5	Deposits concentration		
	Inter-bank deposits	876,042,716	227,627,559
	Vostro Deposit	80,676,527	203,338,426
	Customer and other deposits	6,766,036,738	5,553,419,968
		7,722,755,981	5,984,385,953
6	Deposits and other accounts (Continued)		
6.5	Deposits concentration (Continued)		
6.5.1	Inter-bank deposits		
	Jamuna Bank PLC	500,711,845	22,701
	Mutual Trust Bank PLC	6,074,207	200,431,639
	AB Bank PLC	11,119	12,224
	Prime Bank PLC	14,709,962	14,726,429
	Islami Bank Bangladesh PLC	33,482	34,632
	Shahjalal Islami Bank PLC	2,771,366	2,765,926
	Al-Arafah Islami Bank PLC	1,070	886,191
	The City Bank PLC	349,997,127	-
	Trust Bank PLC	9,081	7,026,320
	Bank Asia PLC	1,723,457	1,721,497
		876,042,716	227,627,559
6.5.2	Vostro Deposit		
	Bankislami Pakistan Limited	20,258,925	201,202
	Bank Alfalah Ltd, Karachi (Conventional)	35,570,372	11,565,376
	Bank Alfalah Ltd, Karachi (Islamic)	24,847,230	191,571,848
		80,676,527	203,338,426



Notes to the financial statements as at and for the year ended 31 December 2025

Notes	Particulars	Amount in Taka		
		2025	2024	
6.6	Maturity grouping of deposits			
	Repayable On demand	390,308,087	303,767,431	
	Repayable within 1 month	679,834,209	524,262,131	
	Over 1 month but within 6 months	2,205,232,970	1,928,809,483	
	Over 6 months but within 1 year	1,257,110,219	723,781,559	
	Over 1 year but within 5 years	3,190,270,496	2,503,765,348	
	Over 5 years but within 10 years	-	-	
	10 years or more	-	-	
		7,722,755,981	5,984,385,953	
	Note 6.6 – As per Bank Company Act 1991, Section 35 and BB circular letter no. BRPD 10 dated 12 September 2018, if any money or valuable asset (except deposits from Government, minor or litigation) is unclaimed for ten years or above as of 31 December every year, a three months' notice will be given to depositors concerned. Based on the response from the concerned depositors by following three months, amount will be paid to them otherwise unclaimed deposit will be deposited to Bangladesh Bank by 30 April 2026. The bank does not have any such deposit to be reported as 10 years and above unclaimed deposit amount as on 31 December 2025 (cut off basis) to Bangladesh Bank.			
7	Other liabilities			
	Provision for Investments	7.1	38,364,138	40,173,522
	Provision for off-balance sheet exposures	7.2	9,286,584	4,378,646
	Profit suspense and compensation suspense	7.3	-	-
	Unearned Income on Islamic Finance		92,031,044	79,281,843
	Accrued expenses		467,085	422,751
	Salaries & Allowances Payable		1,834,000	938,000
	Profit payable on deposit & borrowings	7.4	117,796,281	60,483,256
	Withholding tax on profit on deposits		10,524,608	6,558,366
	Withholding tax payable		5,231,551	4,835,794
	Withholding VAT payable		387,800	229,701
	Excise duty payable		683,050	292,300
	Advance commission on Letter of Guarantee (L/G)		34,960	55,200
	Unclaimed ATM/POS		4,351	4,351
	Lease liabilities		32,218,378	-
	Miscellaneous		396,117	426,109
			309,259,947	198,079,839
7.1	Provision for investments			
	A. General Provision			
	Provisions held at the beginning of the year		40,173,522	37,014,542
	Provision made during the year		-	3,158,980
	Provision no longer required		1,809,384	-
	Net of provision (reversed)/made during the year		(1,809,384)	3,158,980
	Provisions held at the end of the year		38,364,138	40,173,522
	B. Specific Provision			
	Provisions held at the beginning of the year		-	-
	Profit on investment waiver during the year		-	-
	Adjustment with prior year		-	-
	Provision no longer required		-	-
	Written off during the year		-	-
	Recoveries of amounts previously written off		-	-
	Specific provision made during the year		-	-
	Net Charge to Profit and Loss Account		-	-
	Provisions held at the end of the year		-	-
	Total provision on investments		38,364,138	40,173,522



Notes to the financial statements as at and for the year ended 31 December 2025

Notes	Particulars	Amount in Taka	
		2025	2024
7.2	Provision for off-balance sheet exposures		
	Balance as at 1 January	4,378,646	7,966,019
	Provision made during the year	4,907,938	-
		<u>9,286,584</u>	<u>7,966,019</u>
	Adjustments made during the year	-	(3,587,373)
	Balance as at 31 December	<u>9,286,584</u>	<u>4,378,646</u>
7.3	Profit suspense and compensation suspense		
	Profit suspense account	7.3.1	-
	Compensation suspense	-	-
		<u>-</u>	<u>-</u>
7.3.1	Profit suspense account		
	Balance at the beginning of the year	-	-
	Amount transferred to profit Suspense Account during the year	-	-
	Amount recovered in Interest Suspense Account during the year	-	-
	Amount written off during the year	-	-
	Profit on investment waiver during the year	-	-
	Balance at the end of the year	<u>-</u>	<u>-</u>
7.4	Profit payable on deposit		
	Profit Payable on Borrowings	-	-
	Savings Deposit	9,333,585	7,851,013
	30 days mudaraba term deposit	86,178	236,453
	90 days mudaraba term deposit	1,192,955	2,190,620
	180 days mudaraba term deposit	67,472,294	4,858,581
	365 days mudaraba term deposit	9,742,135	10,055,760
	Broken days mudaraba term deposit	24,308,287	22,635,348
	15 months mudaraba term deposit	263,367	814,295
	7 months mudaraba term deposit	4,325,320	10,525,813
	13 months mudaraba term deposit	474,764	530,231
	2 years mudaraba term deposit	189,566	322,754
	3 years mudaraba term deposit	407,830	462,388
		<u>117,796,281</u>	<u>60,483,256</u>
8	Retained earnings		
	Balance as at 1 January	-	-
	Adjustment for loan provision	-	-
	Net profit/(loss) for the year	(159,638,903)	175,875,410
		<u>(159,638,903)</u>	<u>175,875,410</u>
	Transferred to Bangladesh country office	159,638,903	(175,875,410)
	Balance as at 31 December	<u>-</u>	<u>-</u>
9	Letters of guarantees		
	a) Claims lodged with the Bank company not recognized as loan	-	-
	b) Money for which the Bank is contingently liable in respect of guarantees given favoring:		
	Directors or officers	-	-
	Government	117,355,262	301,378,100
	Banks and other financial institutions	-	-
	Others	-	-
		<u>117,355,262</u>	<u>301,378,100</u>



Notes to the financial statements as at and for the year ended 31 December 2025

Notes	Particulars	Amount in Taka	
		2025	2024
10	Irrevocable letters of credit		
	Usance	13,269,051	25,072,486
	Sight	6,669,990	78,427,080
		<u>19,939,041</u>	<u>103,499,566</u>
11	Income statement		
	Income:		
	Profit, discount and similar income	428,346,931	355,916,022
	Dividend income	-	-
	Commission, exchange and brokerage	7,171,155	7,284,319
	Gains less losses arising from dealing in foreign currencies	(65,276,589)	108,725,203
	Other operating income	2,892,614	2,733,613
		<u>373,134,111</u>	<u>474,659,157</u>
	Expenses:		
	Profit paid on deposits	491,878,817	253,990,375
	Administrative expenses	32,238,479	29,585,545
	Other operating expenses	5,058,619	4,964,839
	Depreciation on banking assets	175,517	200,400
		<u>529,351,432</u>	<u>288,741,159</u>
	Income over expenditure	<u>(156,217,322)</u>	<u>185,917,998</u>
12	Investment income		
	Share of profit from financing and discounting		
	Murabaha Financing	426,483,129	352,544,262
	Profit on Diminishing Musharkah	-	-
	Profit on bill discounted	-	56,628
	Profit against EDF	-	339,901
	Murabaha income trust receipt	1,668,991	2,869,168
		<u>428,152,120</u>	<u>355,809,959</u>
	Profit on placement with banks		
	Profit on term placements	-	-
	Profit on Savings Deposit with Banks	194,811	106,063
		<u>194,811</u>	<u>106,063</u>
		<u>428,346,931</u>	<u>355,916,022</u>
13	Profit paid on deposits		
	Profit shared on deposits & borrowings		
	Mudaraba Royal Profit Deposit	6,135,831	4,206,359
	Mudaraba Savings Deposit	22,423,194	26,693,612
	Alfalah Salary Account (ASA)	69,239	109,586
	Modaraba term deposit	461,938,392	222,462,649
	Interest on lease liabilities	1,312,161	292,879
	Profit paid on Borrowings	-	225,290
		<u>491,878,817</u>	<u>253,990,375</u>
14	Income from investment in shares/securities		
	Mark-up on zero coupon bonds	-	-
	Dividend income on preference share	-	-
		<u>-</u>	<u>-</u>



Notes to the financial statements as at and for the year ended 31 December 2025

Notes	Particulars	Amount in Taka	
		2025	2024
15	Commission, exchange and brokerage		
	Fees, commission etc.	7,171,155	7,284,319
	Exchange earnings	(65,276,589)	108,725,203
		<u>(58,105,434)</u>	<u>116,009,522</u>
16	Other operating income		
	Service charges recovered	752,551	805,509
	Charges recovered	211,389	165,440
	Cheque Book charges recovered	116,300	129,200
	Charges on documentary credit		
	Courier charges recovered	503,684	228,564
	Other Income	1,308,690	1,404,900
	UPAS LC Profit Spread	-	-
	Gain on disposal of fixed asset	-	-
		<u>2,892,614</u>	<u>2,733,613</u>
17	Salaries and allowances		
	Salaries & Allowances	10,096,161	9,599,282
	Housing allowance	3,432,551	3,150,412
	Conveyance allowance	858,123	787,597
	Other allowances	132,000	132,000
	Festival bonus	2,301,524	2,019,352
	Performance bonus	2,449,736	1,770,843
	The Bank's contribution to provident fund	823,523	786,808
	Car allowance	746,786	747,000
		<u>20,840,404</u>	<u>18,993,294</u>
18	Rent, taxes, insurance, electricity etc.		
	Taxes & VAT*	1,682,346	1,682,396
	Cleaning and maintenance	3,657,771	3,652,304
	Electricity and Utilities	1,788,260	1,839,603
		<u>7,128,377</u>	<u>7,174,303</u>
	*Actual Rent Expense including VAT during the Year 2025: Tk. 19,505,820 (2024:Tk. 19,505,820)		
19	Postage, stamps, telecommunication etc.		
	Postage and couriers	481,814	282,810
	Electronic mail and on-line connectivity	449,700	451,100
	Telegram, fax, telex, SWIFT and internet charge	1,725,026	1,133,876
	Telephone charges	74,167	54,467
		<u>2,730,707</u>	<u>1,922,253</u>
20	Stationery, printing, advertisement etc.		
	Table stationery	435,336	520,203
	Books and periodicals	-	-
	Printing stationery	335,586	366,720
	Computer stationery	6,238	19,102
	Publicity	-	-
		<u>777,160</u>	<u>906,025</u>



Notes to the financial statements as at and for the year ended 31 December 2025

Notes	Particulars	Amount in Taka	
		2025	2024
21	Depreciation and repair to bank's assets		
	Depreciation of bank's assets	10,314,420	10,671,381
	Repair & Maintenance of bank's assets	21.1 761,831	589,670
		<u>11,076,251</u>	<u>11,261,051</u>
21.1	Repair & maintenance of bank's assets		
	Furniture, fixture and fittings	45,750	-
	Rented premises	-	-
	Office equipment	587,861	462,620
	Computer maintenance	128,220	127,050
	Motor vehicles	-	-
		<u>761,831</u>	<u>589,670</u>
22	Other expenses		
	Bank charges, brokerage and commission	400	2,540
	Entertainment	980,346	976,005
	Security charges	2,255,413	2,003,995
	Traveling and conveyance	124,820	164,660
	Car fuel	328,974	493,200
	Other	1,368,666	1,324,439
		<u>5,058,619</u>	<u>4,964,839</u>
23	Related parties		
	Current deposit account		
	Bank Alfalah, Karachi	60,417,602	203,137,224
		<u>60,417,602</u>	<u>203,137,224</u>
24	Other related party transactions		
	The bank had no related party transactions which were required to be disclosed.		
25	Number of employees		
	The number of employees engaged for the whole year or part thereof who received a total yearly remuneration of BDT 36,000 or above were 10 (2024: 12).		
26	Employee related fraud		
	There was no fraud occurred/reported to Bangladesh Bank during the year 2025 which may indicate the involvement of the Bank's employees. The Bank monitors its employees' performance and established controls to mitigate such risk if exist.		



Bank Alfalah Limited, Bangladesh Operations
Motijheel Islamic Banking Branch
Liquidity Statement
(Analysis of maturity of assets and liabilities)

Particulars	Amounts in BDT					
	Up to 1 month	1-3 months	3-12 months	1-5 years	Above 5 years	Total
Assets						
Cash	2,280,980,378	-	-	-	-	2,280,980,378
Balance with other banks and financial institutions	-	-	-	-	-	-
Investments	1,012,127,154	1,639,119,577	1,185,167,083	-	-	3,836,413,814
Fixed assets including premises, furniture and fixtures	-	-	-	31,725,130	-	31,725,130
Other assets	2,016,456	-	-	1,880,880,150	-	1,882,896,606
Non banking assets	-	-	-	-	-	-
Total assets	3,295,123,988	1,639,119,577	1,185,167,083	1,912,605,280	-	8,032,015,928
Liabilities						
Borrowings from Bangladesh Bank, other banks, financial institutions and agents	-	-	-	-	-	-
Deposits and other accounts	1,070,142,296	546,146,536	1,659,086,434	4,447,380,714	-	7,722,755,981
Other liabilities	16,827,009	898,162	117,796,281	173,738,495	-	309,259,947
Total liabilities	1,086,969,305	547,044,698	1,776,882,715	4,621,119,209	-	8,032,015,928
Net liquidity gap	2,208,154,683	1,092,074,879	(591,715,632)	(2,708,513,929)	-	-

